

# Wayfinding & Identification Signage Program for California Institute of the Arts, Valencia, California


Revision #2 3/19/2018



Revision Log:

Rev#1 9/5/2017  
Substituted all sign fonts with  
McBean Bold (16.4% visual stroke)


Rev#2 3/19/2018  
Added additional Room ID types



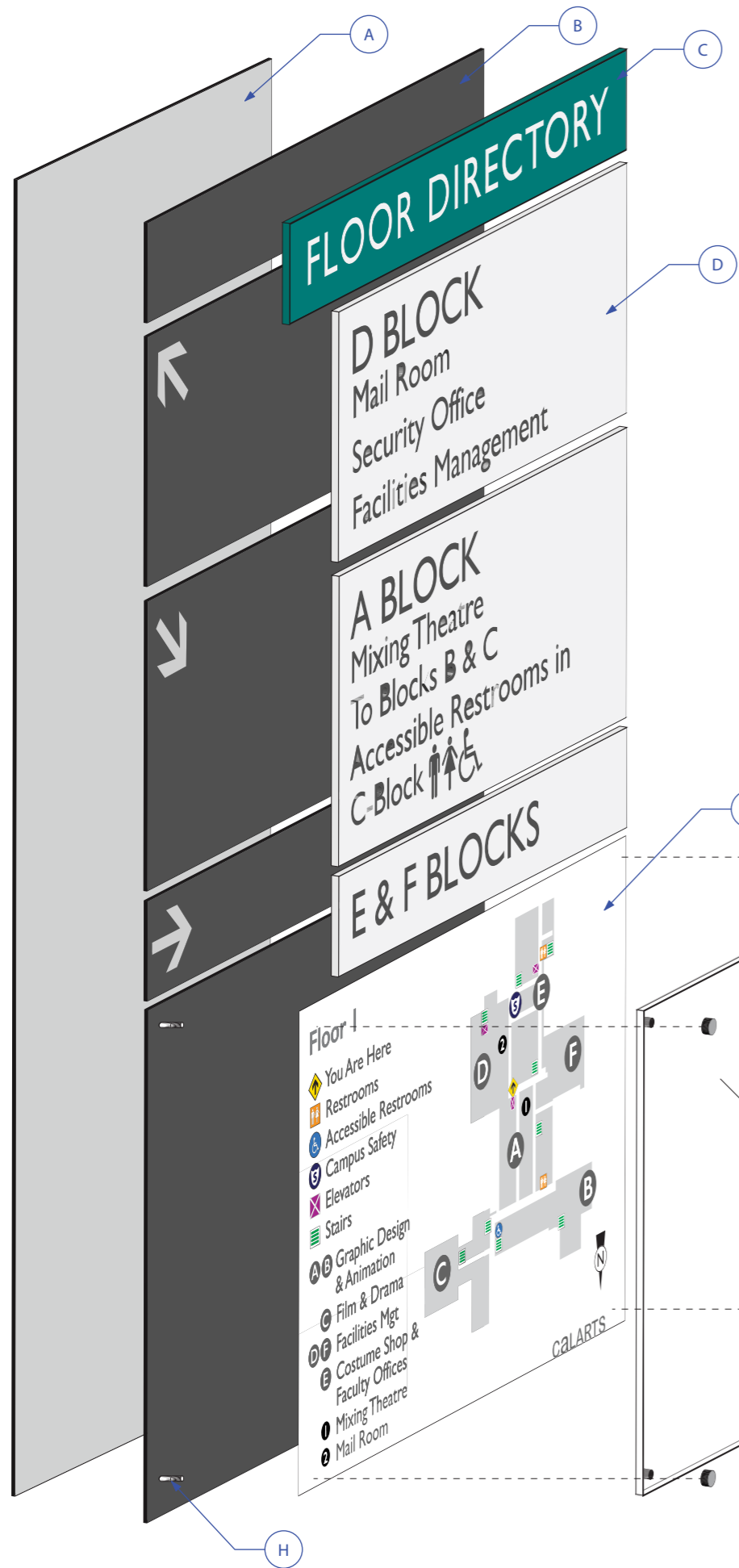
**A** Context Rendering  
Scale NTS



**B** Context Rendering  
Scale NTS



**C** Context Rendering  
Scale NTS



- (A) - Concealed backing structure (material & thickness TBD)
- (B) - 1/8" gray-transparent acrylic(color #2074) Arrows are permanent vinyl graphics(white)
- (C) - 1/4" non-glare acrylic(color by floor) Text is permanent vinyl graphic(white)
- (D) - 1/4" non-glare acrylic(bg=white) Text is permanent vinyl graphic(dark gray)
- (E) - 5mil matte print media (bg=white) graphics are digitally printed (pre-punched holes for stand-offs)
- (F) - 1/4" non-glare acrylic (clear) (pre-drilled holes for stand-offs)
- (G) - Clear anodized aluminum stand-offs (cap diameter tbd) tamper resistant
- (H) - Threaded stand-off pegs as permanent part of backing structure

**Access Communications**  
Signage Consultants  
3700 Industry Ave #102  
Lakewood, CA 90712  
TEL (562) 423-6600  
FAX (562) 981-8736

Project : CalArts  
24700 McBean Pkwy  
Valencia, CA 91355

Phase :  
Owner :  
Contractor :  
Designer : Ullrich Hepperlin  
Email : ullrich@tojico.com  
Phone: (562) 212-9347

Original Submittal : 3/20/17  
Revision 01 Date : 9/5/17  
Revision 02 Date : 3/19/18  
Revision 03 Date :  
Revision 04 Date :  
Revision 05 Date :

**PROPOSED**

**Modular Design  
For Directories  
& Floor Plans**

Sheet Size : 11"x17"

**SIG-0.1**

**Access Communications**

Signage Consultants  
3700 Industry Ave #102  
Lakewood, CA 90712  
TEL (562) 423-6600  
FAX (562) 981-8736

Project : CalArts  
24700 McBean Pkwy  
Valencia, CA 91355

Phase :

Owner :

Contractor :

Designer : Ullrich Hepperlin

Email : ullrich@tojico.com

Phone: (562) 212-9347

Original Submittal : 3/20/17  
Revision 01 Date : 9/5/17  
Revision 02 Date : 3/19/18  
Revision 03 Date :  
Revision 04 Date :  
Revision 05 Date :

**PROPOSED**

**Building  
Directory**

Sheet Size : 11"x17"

**SIG-1.0**

# BUILDING DIRECTORY

2 1/2"



4'-5"

## FIRST FLOOR

## SECOND FLOOR

## THIRD FLOOR

## FOURTH FLOOR



**Type 100 - 4-Floor Building Directory**

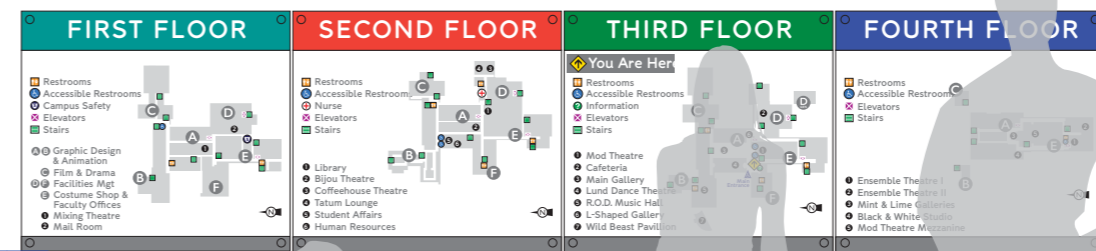
Proposed location : 3rd floor entrance lobby

- Size as shown 112" x 30"
- All non-glare materials
- Dimensional lettering as permanent header
- 2-ply acrylic construction w/ changeable map inserts
- All maps oriented to the viewer
- Color-coded maps for each of the main floors
- Major points of interests & facilities
- All blocks clearly identified
- Mounted with barrel standoffs painted to match signs

9'-4 3/4"

A Elevation Detail  
Scale 1:10

# BUILDING DIRECTORY



40"

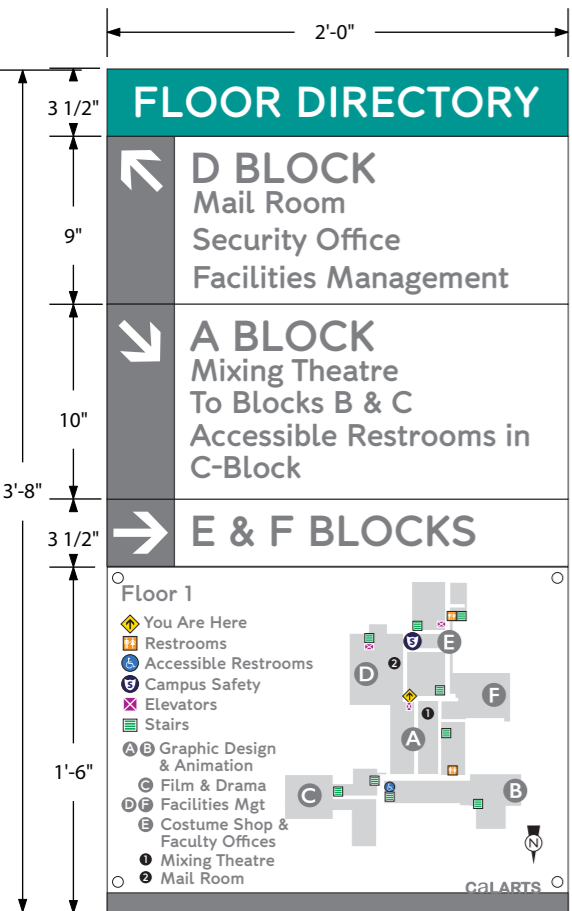
B Context Elevation  
Scale 1:20

**PROPOSED**

**Floor Directories**

Sheet Size : 11"x17"

**SIG-1.1**



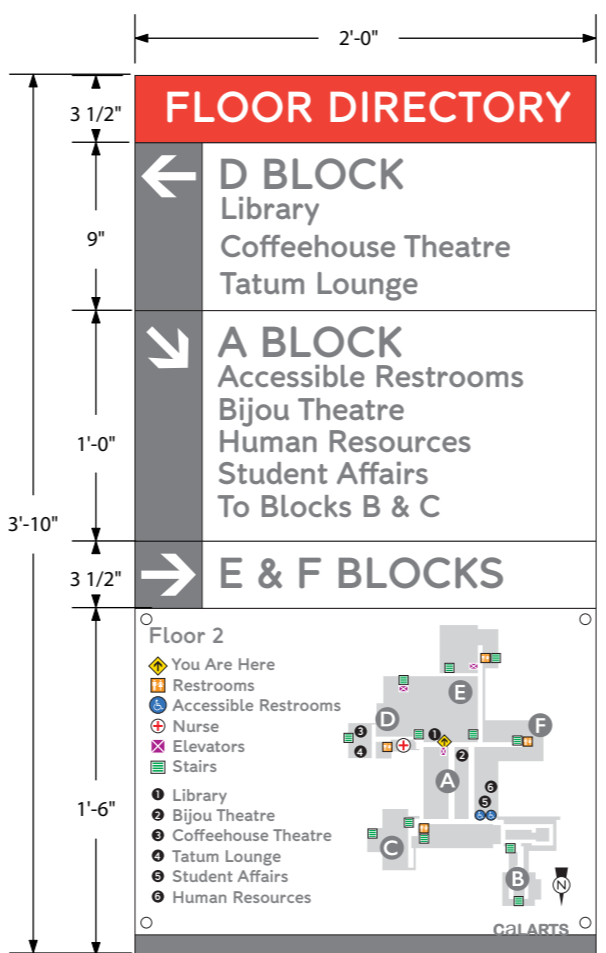
**Type 101 - Floor Directory 1st Floor**

Proposed locations :  
1st floor elevators and/or major junction points

- Size as shown 24" x 44"
- Permanent header w/ floor color coding
- Directional signage segments on separate plaques
- All non-glare materials

Map segment:

- 2-ply acrylic construction w/ changeable map inserts
- All maps oriented to the viewer
- Major points of interests & facilities
- All blocks clearly identified
- Mounted with barrel standoffs painted to match signs



**Type 102 - Floor Directory 2nd Floor**

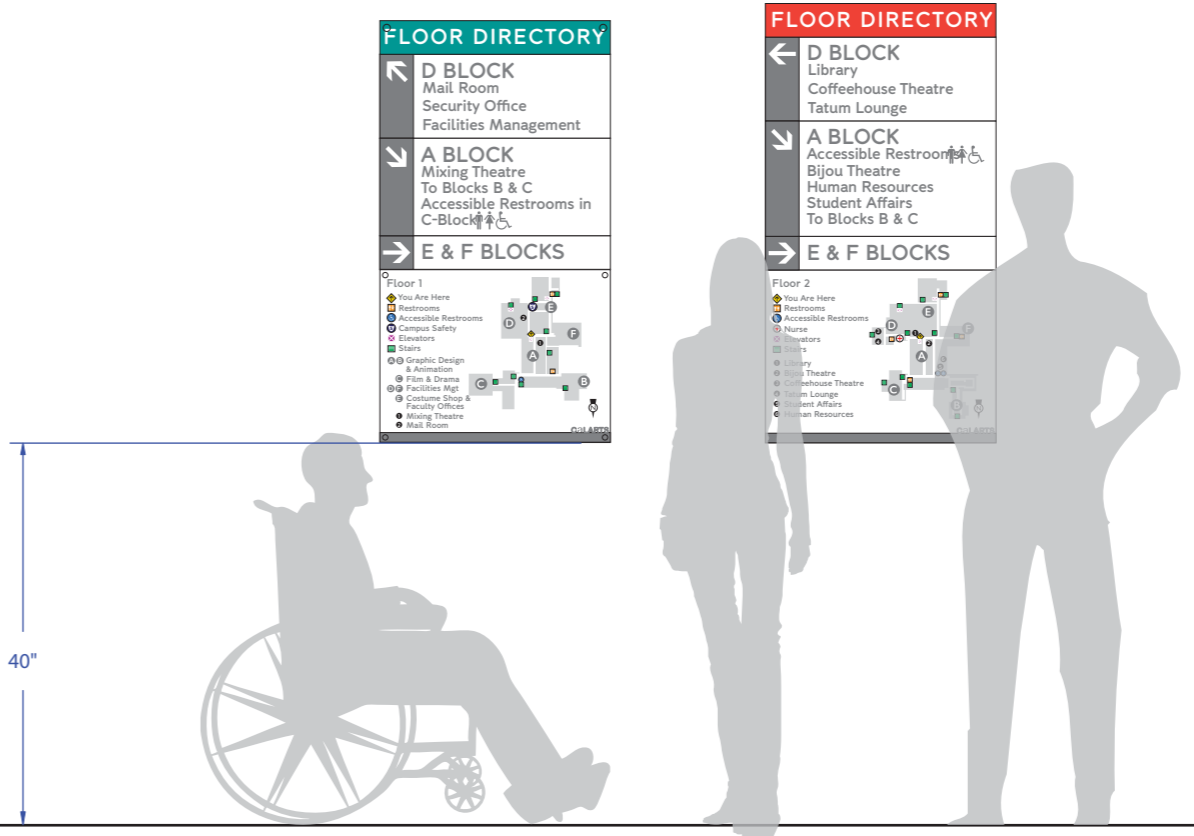
Proposed locations :  
2nd floor elevators and/or major junction points

- Size as shown 24" x 45"
- Permanent header w/ floor color coding
- Directional signage segments on separate plaques
- All non-glare materials

Map segment:

- 2-ply acrylic construction w/ changeable map inserts
- All maps oriented to the viewer
- Major points of interests & facilities
- All blocks clearly identified
- Mounted with barrel standoffs painted to match signs

A Elevation Detail  
Scale 1:10



B Context Elevation  
Scale 1:20

**Access Communications**

Signage Consultants  
3700 Industry Ave #102  
Lakewood, CA 90712  
TEL (562) 423-6600  
FAX (562) 981-8736

Project : CalArts  
24700 McBean Pkwy  
Valencia, CA 91355

Phase :

Owner :

Contractor :

Designer : Ullrich Hepperlin

Email : ullrich@tojico.com

Phone: (562) 212-9347

Original Submittal : 3/20/17  
Revision 01 Date : 9/5/17  
Revision 02 Date : 3/19/18  
Revision 03 Date :  
Revision 04 Date :  
Revision 05 Date :

**PROPOSED**

**Floor Directories**

Sheet Size : 11"x17"

**SIG-1.2**

**Type 103 - Floor Directory 3rd Floor**

Proposed locations :  
1st floor elevators and/or major junction points

- Size as shown 24" x 42"
- Permanent header w/ floor color coding
- Directional signage segments on separate plaques
- All non-glare materials

Map segment:

- 2-ply acrylic construction w/ changeable map inserts
- All maps oriented to the viewer
- Major points of interests & facilities
- All blocks clearly identified
- Mounted with barrel standoffs painted to match signs

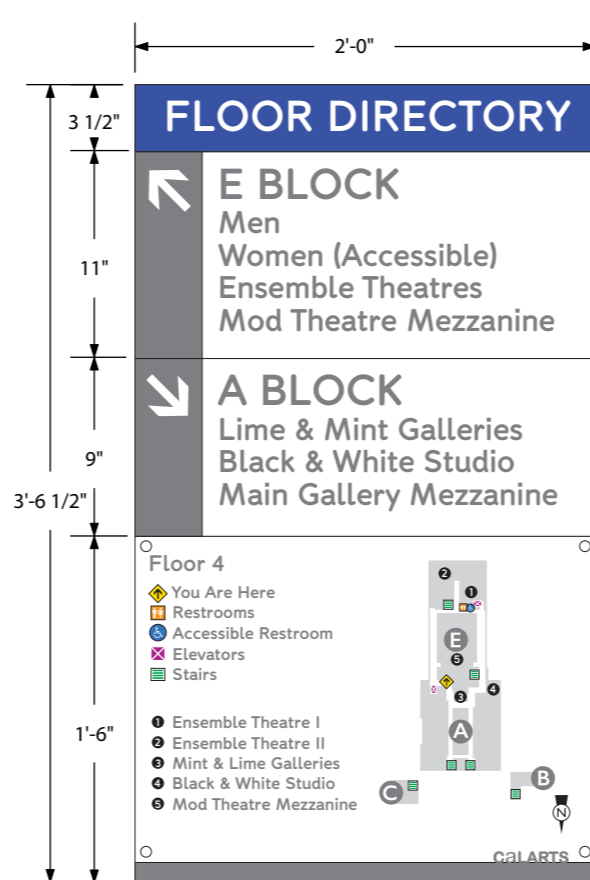
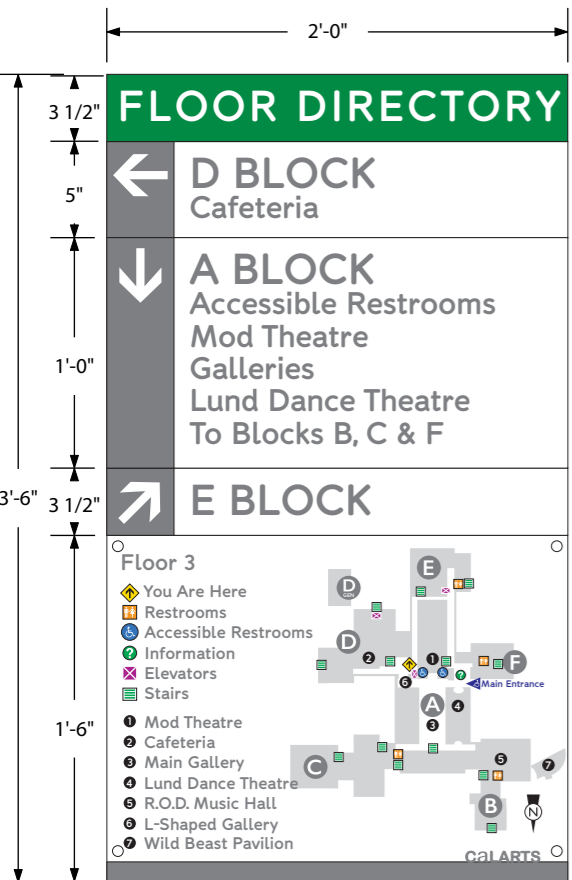
**Type 104 - Floor Directory 4th Floor**

Proposed locations :  
2nd floor elevators and/or major junction points

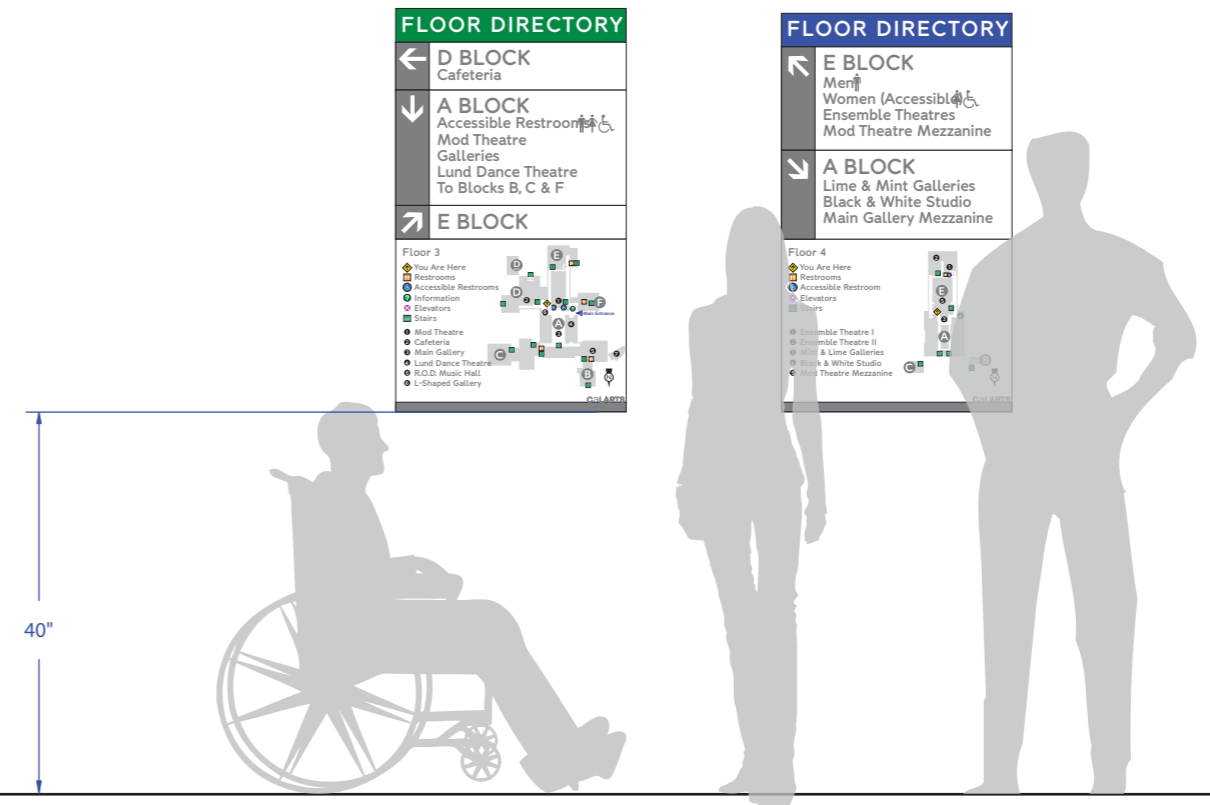
- Size as shown 24" x 42.5"
- Permanent header w/ floor color coding
- Directional signage segments on separate plaques
- All non-glare materials

Map segment:

- 2-ply acrylic construction w/ changeable map inserts
- All maps oriented to the viewer
- Major points of interests & facilities
- All blocks clearly identified
- Mounted with barrel standoffs painted to match signs



A Elevation Detail  
Scale 1:10



B Context Elevation  
Scale 1:20

**PROPOSED**

**Large Blade Signage**



Sheet Size : 11"x17"

**SIG-2.0**

**Type 200 - Large Block Transition Signs**

Proposed locations : 3rd floor main galleries, large open spaces & corridors with tall ceilings

- Size as shown 18" x 18" for single letters 18" x 24" for multiple letters
- Double sided non glare acrylic
- Aluminum mounting brackets painted white



A

Elevation Detail  
Scale 1:10

B

Context Elevation  
Scale 1:20

**Access Communications**

Signage Consultants  
3700 Industry Ave #102  
Lakewood, CA 90712  
TEL (562) 423-6600  
FAX (562) 981-8736

Project : CalArts  
24700 McBean Pkwy  
Valencia, CA 91355

Phase :

Owner :

Contractor :

Designer : Ullrich Hepperlin

Email : ullrich@tojico.com

Phone: (562) 212-9347


Original Submittal : 3/20/17  
Revision 01 Date : 9/5/17  
Revision 02 Date : 3/19/18  
Revision 03 Date :  
Revision 04 Date :  
Revision 05 Date :

**PROPOSED**

**Medium  
Blade  
Signage**

Sheet Size : 11"x17"

**SIG-2.1**



**Type 201 - Medium Block Transition Signs**

Proposed locations : main corridors

- Size as shown 12" x 12" for single letters 12" x 18" for multiple letters
- Double sided non glare acrylic
- Aluminum mounting brackets painted white

A

Elevation Detail

Scale 1:10




B

Context Elevation

Scale 1:20



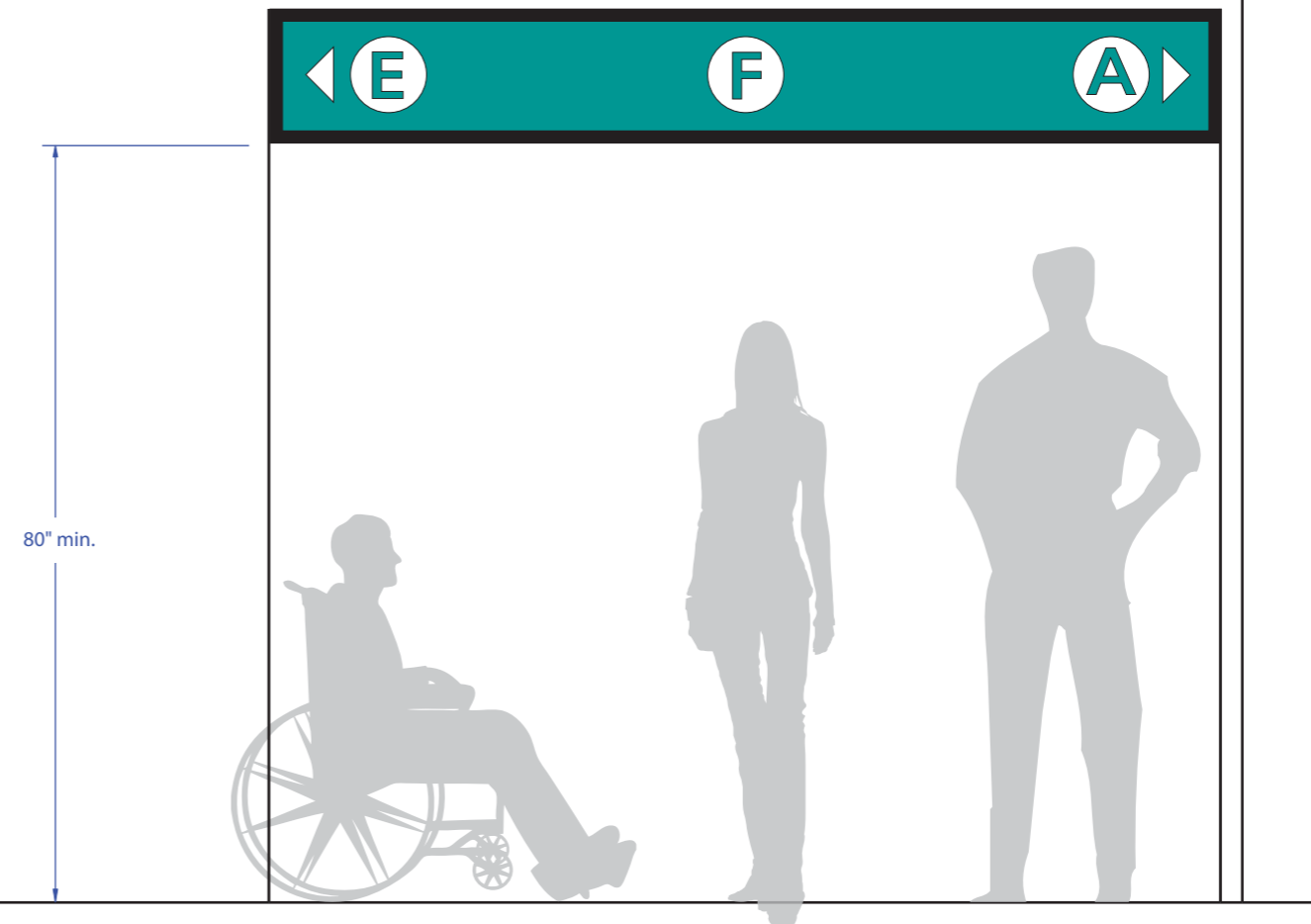


**Type 202 - Small Block Transition Decals**

Proposed locations : Block transition headers where vandalism or ceiling height is a major concern

- Size as shown 8" diameter with 5" letters
- White vinyl circles with knock-out graphics
- Mounted directly to painted headers

**A** Elevation Detail  
Scale 1:10



**B** Context Elevation  
Scale 1:20

**Access Communications**

Signage Consultants  
3700 Industry Ave #102  
Lakewood, CA 90712  
TEL (562) 423-6600  
FAX (562) 981-8736

Project : CalArts  
24700 McBean Pkwy  
Valencia, CA 91355

Phase :

Owner :

Contractor :

Designer : Ullrich Hepperlin

Email : ullrich@tojico.com

Phone: (562) 212-9347

Original Submittal : 3/20/17  
Revision 01 Date : 9/5/17  
Revision 02 Date : 3/19/18  
Revision 03 Date :  
Revision 04 Date :  
Revision 05 Date :

**PROPOSED**

**Overhead  
Decals**

Sheet Size : 11"x17"

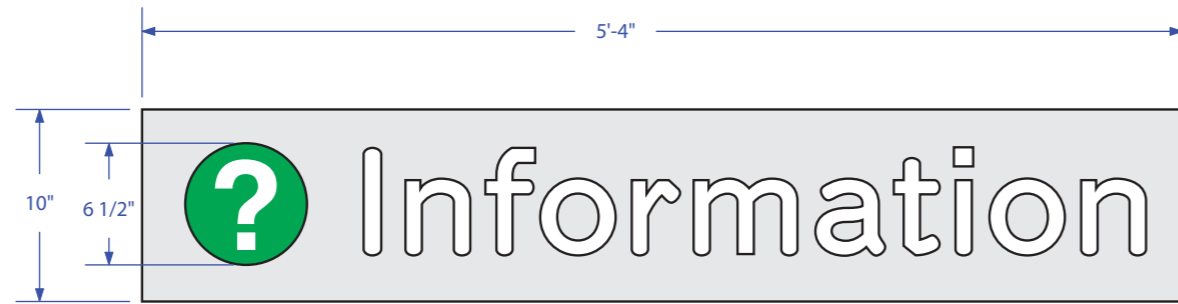
**SIG-2.2**

**PROPOSED**

**Hanging  
Overhead  
Signage**

Sheet Size : 11"x17"

**SIG-2.3**

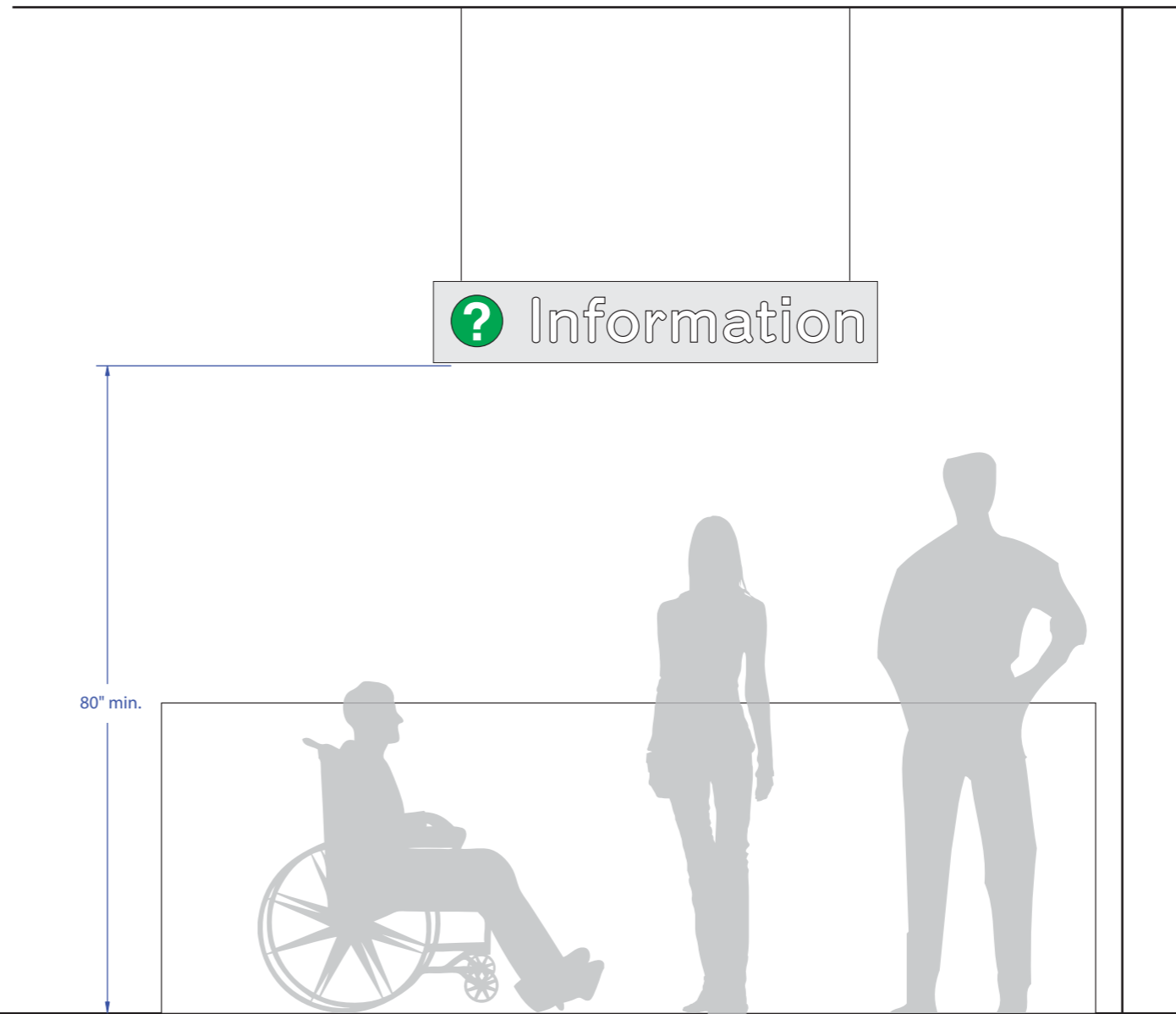


**Type 203 - Hanging Overhead Sign**

Proposed locations : Reception desk

- Size as shown 50" x 10"
- transparent non-glare acrylic w/ white lettering
- hung from ceiling with stainless steel or nylon wire

**A** Elevation Detail  
Scale 1:10



**B** Context Elevation  
Scale 1:20

Order Here

Drop Offs

Pick Up Here

Periodicals

Cashier

Workstations

Condiments

Pickup Holds

**Type 204 - Cafeteria Overhead Signs(proposed)**

Proposed locations : Cafeteria

- Size as shown varying widths x 10"H
- White non-glare acrylic w/ dark gray lettering
- hung from ceiling with stainless steel or nylon wire

**Type 205 - Library Overhead Signs(proposed)**

Proposed locations : Library

- Size as shown varying widths x 10"H
- White non-glare acrylic w/ dark gray lettering
- hung from ceiling with stainless steel or nylon wire

**Access Communications**

Signage Consultants  
3700 Industry Ave #102  
Lakewood, CA 90712  
TEL (562) 423-6600  
FAX (562) 981-8736

Project : CalArts  
24700 McBean Pkwy  
Valencia, CA 91355

Phase :

Owner :

Contractor :

Designer : Ullrich Hepperlin

Email : ullrich@tojico.com

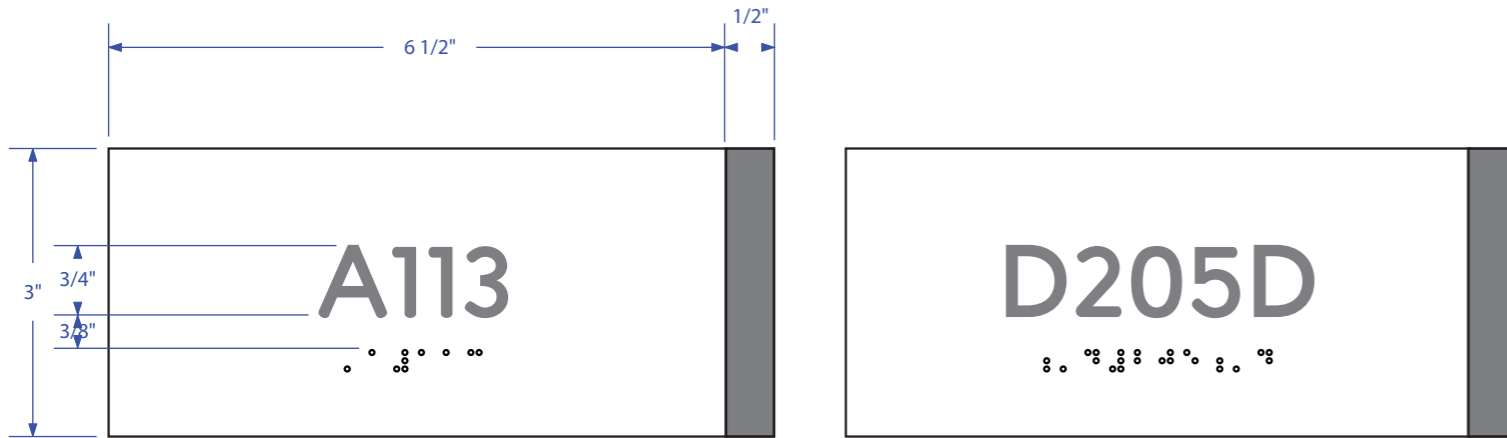
Phone: (562) 212-9347

Original Submittal : 3/20/17  
Revision 01 Date : 9/5/17  
Revision 02 Date : 3/19/18  
Revision 03 Date :  
Revision 04 Date :  
Revision 05 Date :

**Room  
Number  
Identification**

Sheet Size : 11"x17"

**SIG-3.0**

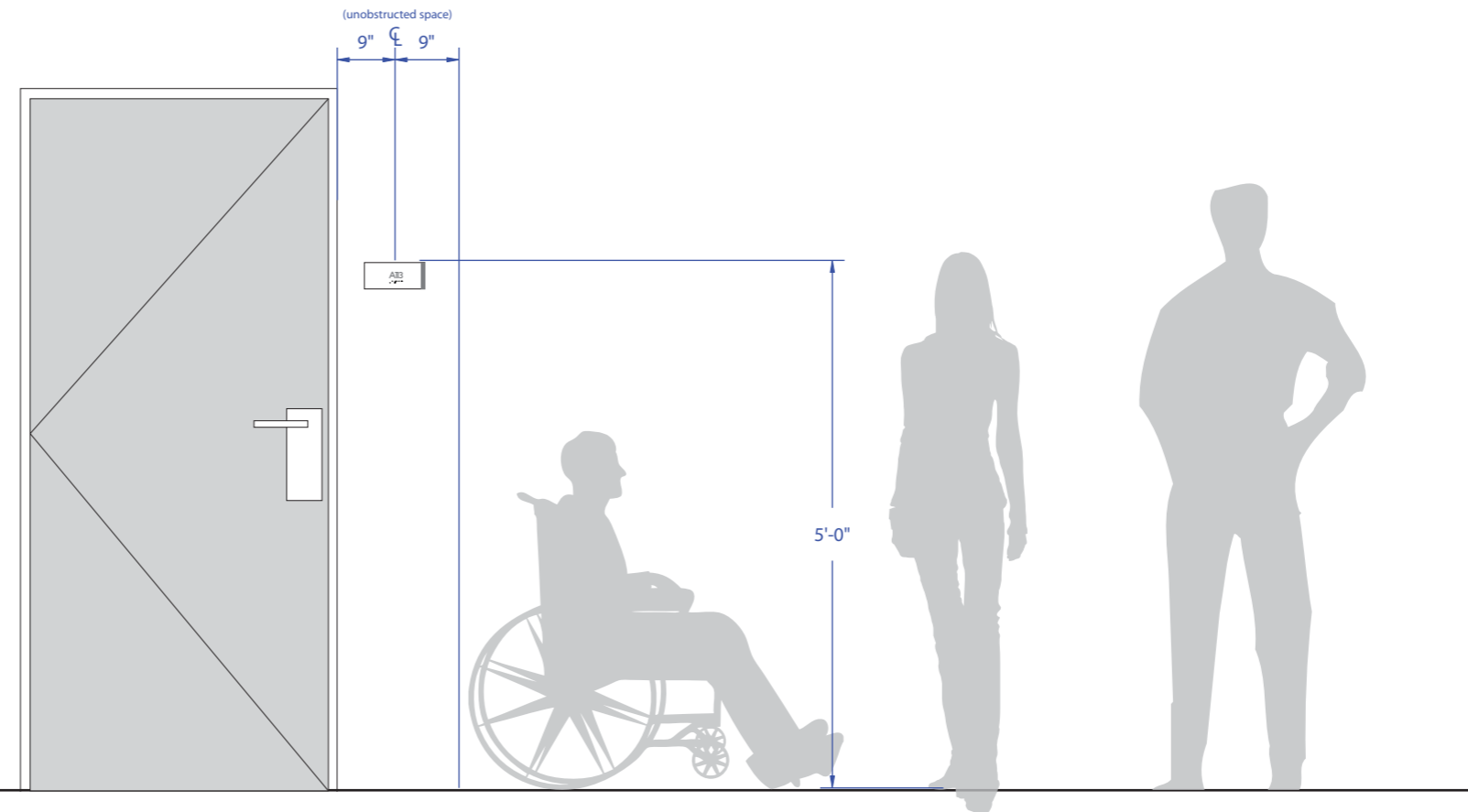


**Type 300 - Room Number Sign**

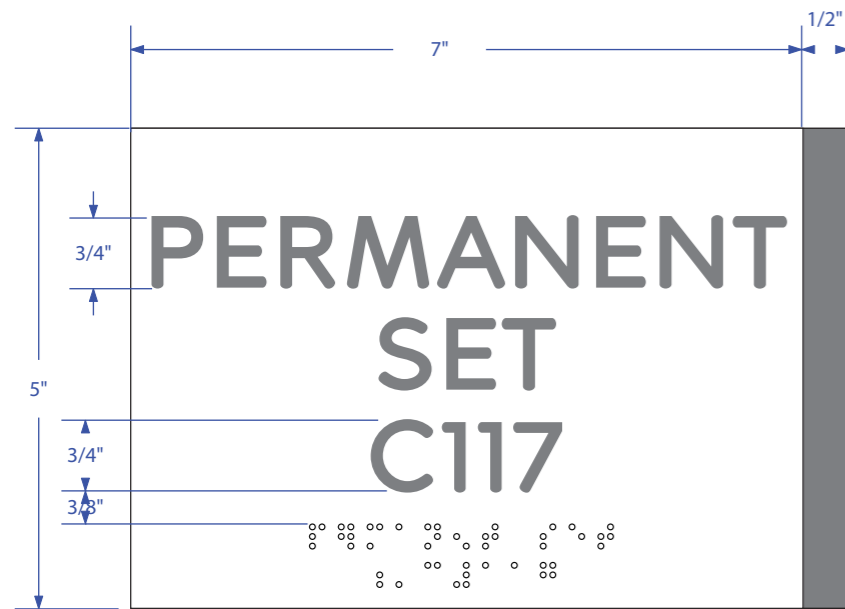
Proposed location : all numbered rooms to be identified  
(except major destinations referred to only by name)

- Size as shown 7" x 3"
- Non-glare acrylic sign face (white)
- 3/4" tactile text (dark gray)
- Grade-2 CA braille
- Decorative backplate cut from dark gray acrylic

**A** Elevation Detail  
Scale 1:2



**B** Context Elevation  
Scale 1:20

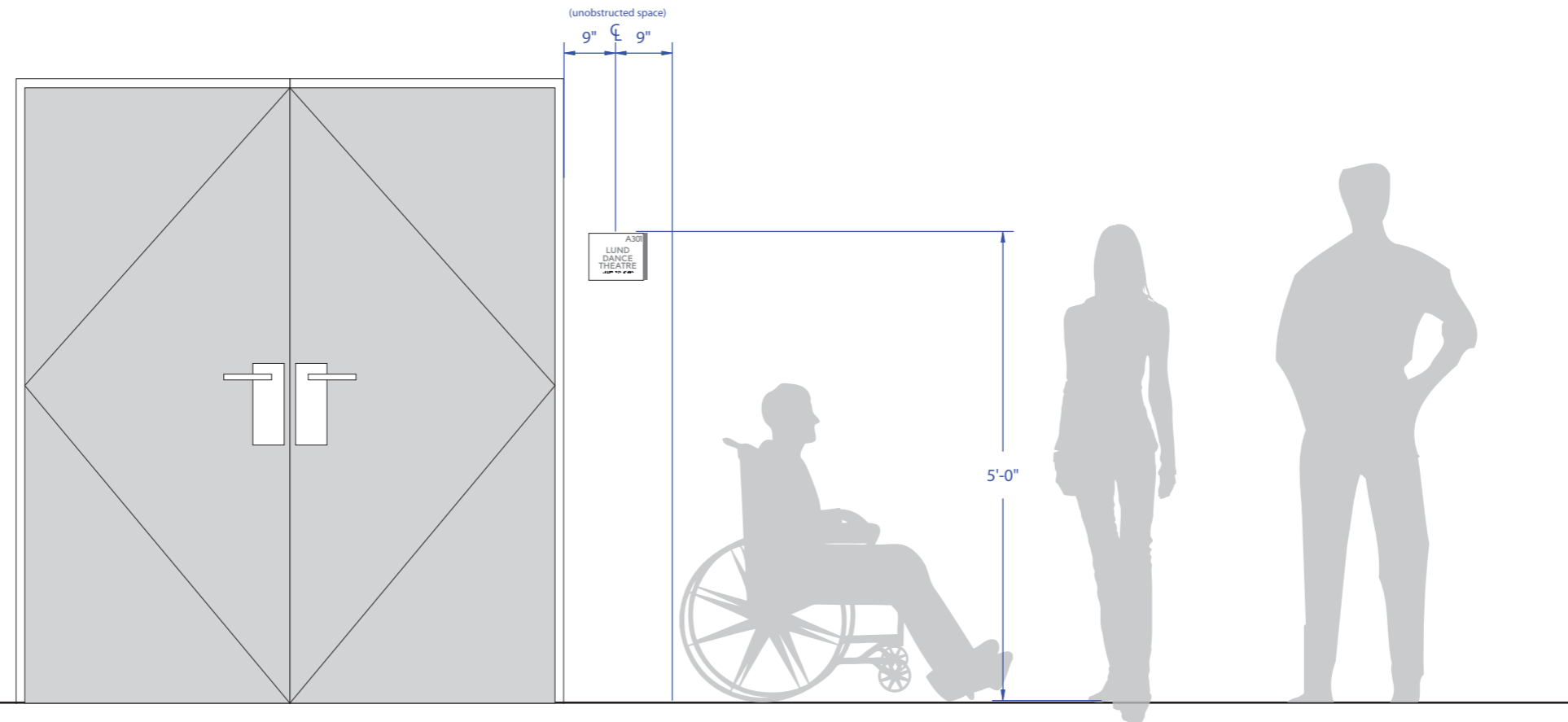


**Type 301 - Room Name Sign**

Proposed location : Rooms and spaces that are primarily referred to by their name rather than their number  
(the non-tactile number is included for emergency response & maintenance purposes)

- Size as shown 7.5 "W x varying heights
- Non-glare acrylic sign face (white)
- 3/4" tactile room name (dark gray)
- 3/4" tactile room number (dark gray)
- Grade-2 CA braille
- Decorative backplate cut from dark gray acrylic

**A** Elevation Detail  
Scale 1:2



**B** Context Elevation  
Scale 1:20

**Access Communications**

Signage Consultants  
3700 Industry Ave #102  
Lakewood, CA 90712  
TEL (562) 423-6600  
FAX (562) 981-8736

Project : CalArts  
24700 McBean Pkwy  
Valencia, CA 91355

Phase :

Owner :

Contractor :

Designer : Ullrich Hepperlin

Email : ullrich@tojico.com

Phone: (562) 212-9347

Original Submittal : 3/20/17  
Revision 01 Date : 9/5/17  
Revision 02 Date : 3/19/18  
Revision 03 Date :  
Revision 04 Date :  
Revision 05 Date :

**Room  
Name  
Identification**

Sheet Size : 11"x17"

**SIG-3.1**

**Access Communications**

Signage Consultants  
3700 Industry Ave #102  
Lakewood, CA 90712  
TEL (562) 423-6600  
FAX (562) 981-8736

Project : CalArts  
24700 McBean Pkwy  
Valencia, CA 91355

Phase :

Owner :

Contractor :

Designer : Ullrich Hepperlin

Email : ullrich@tojico.com

Phone: (562) 212-9347

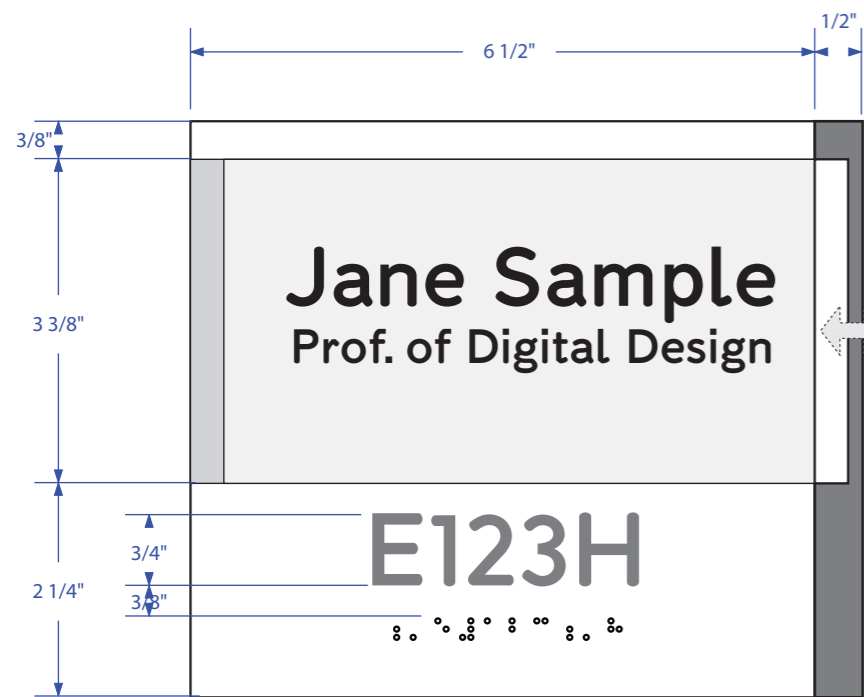
Original Submittal : 3/20/17  
Revision 01 Date : 9/5/17  
Revision 02 Date : 3/19/18  
Revision 03 Date :  
Revision 04 Date :  
Revision 05 Date :

**PROPOSED**

**Office  
Identification**

Sheet Size : 11"x17"

**SIG-3.2**

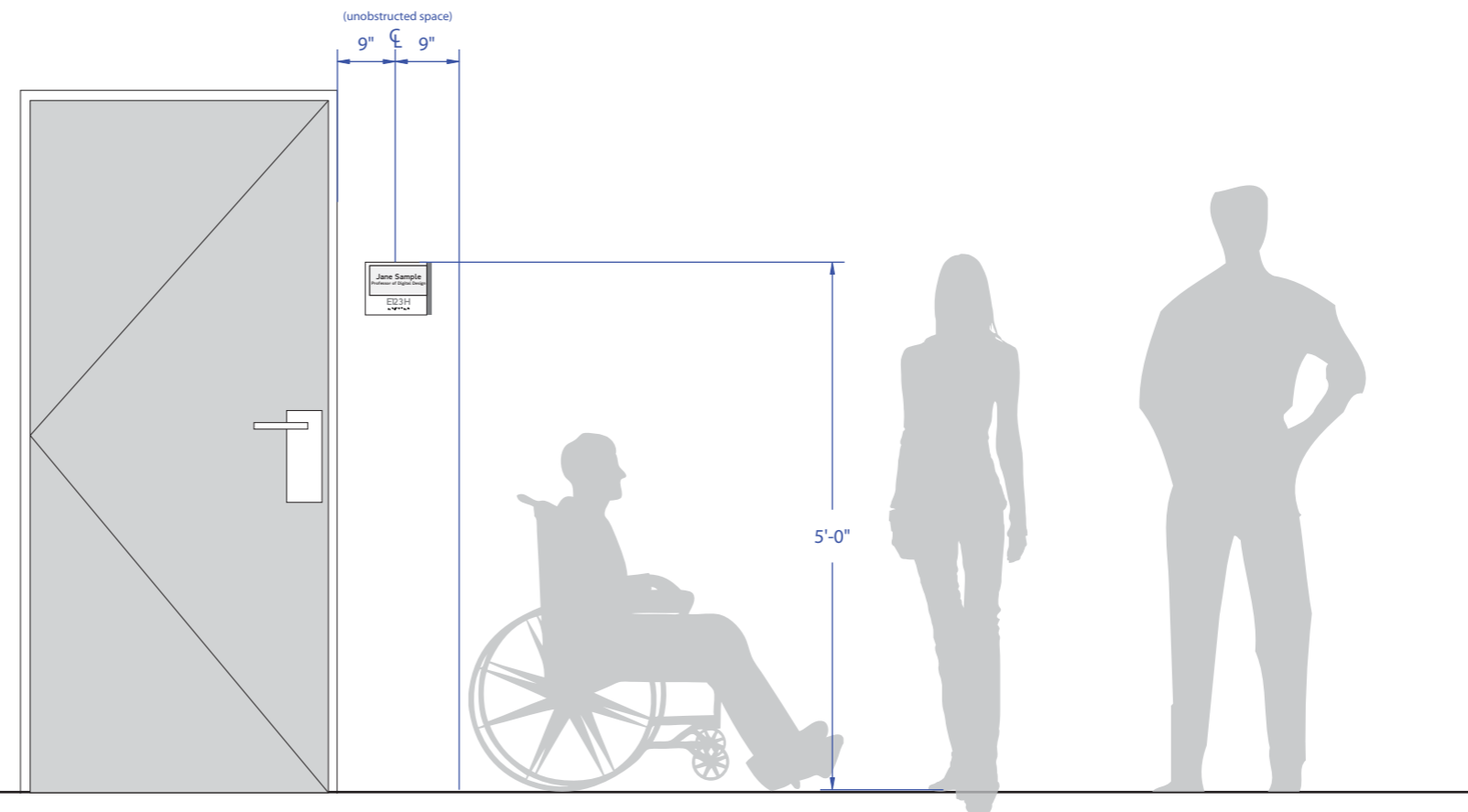


**Type 302 - Office Sign with Name Insert**

Proposed location : all numbered offices that have acurrent assigned occupant

- Size as shown 7" x 6"
- Non-glare acrylic sign face (white)
- 3/4" tactile text (dark gray)
- Grade-2 CA braille
- Decorative backplate cut from dark gray acrylic
- 6"x4" printable index card inserted into side slot

**A** Elevation Detail  
Scale 1:2



**B** Context Elevation  
Scale 1:20

**Access Communications**

Signage Consultants  
3700 Industry Ave #102  
Lakewood, CA 90712  
TEL (562) 423-6600  
FAX (562) 981-8736

Project : CalArts  
24700 McBean Pkwy  
Valencia, CA 91355

Phase :

Owner :

Contractor :

Designer : Ullrich Hepperlin

Email : ullrich@tojico.com

Phone: (562) 212-9347

Original Submittal : 3/20/17  
Revision 01 Date : 9/5/17  
Revision 02 Date : 3/19/18  
Revision 03 Date :  
Revision 04 Date :  
Revision 05 Date :

**PROPOSED**

**Office  
Identification**

Sheet Size : 11"x17"

**SIG-3.2**



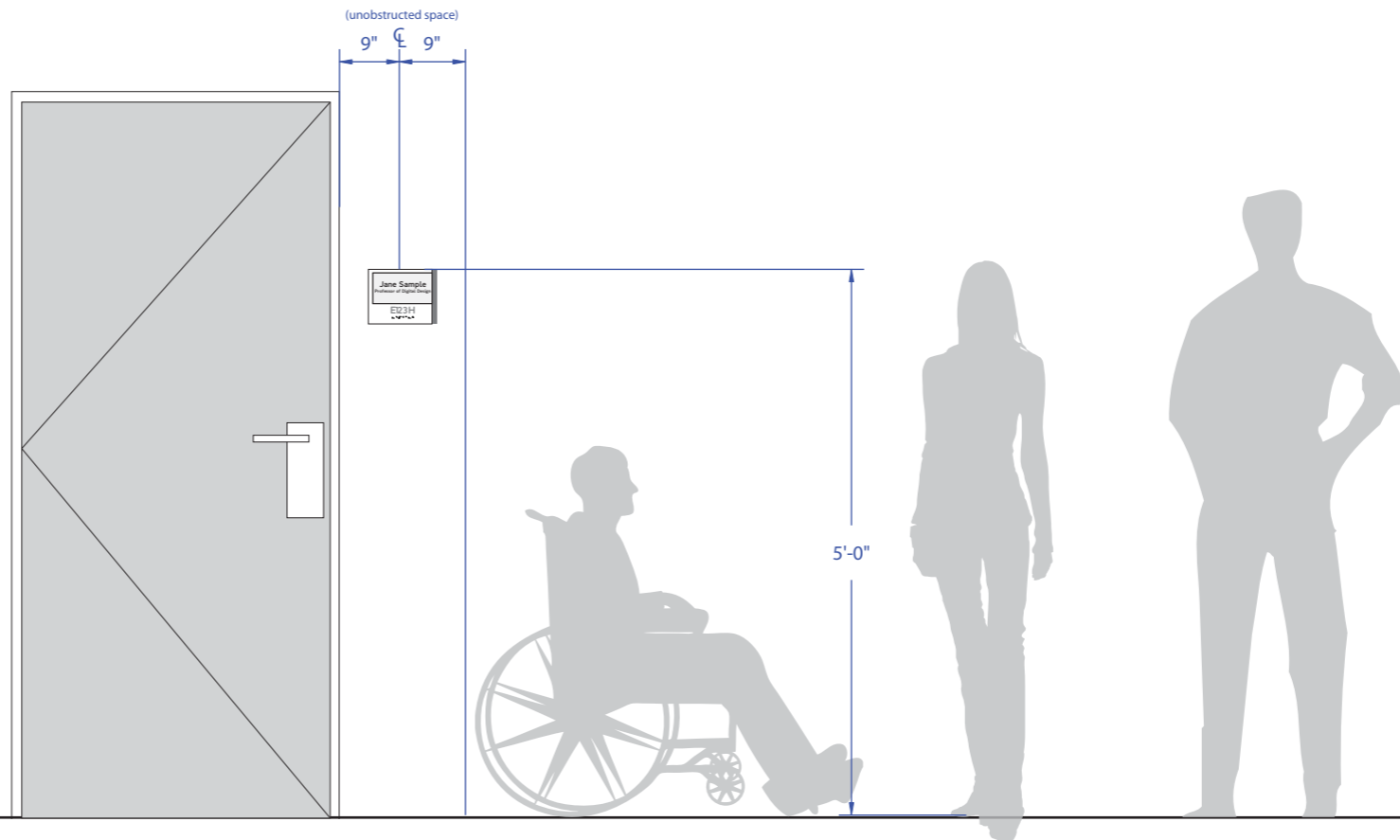
**Type 303 - Tactile Room Number & Subsurface Room Name**

- Size as shown 7.5" x 5"
- Non-glare acrylic sign face (white)
- 3/4" subsurface room name (dark gray)
- 3/4" tactile room number (dark gray)
- Grade-2 CA braille
- Decorative backplate cut from dark gray acrylic

A

Elevation Detail

Scale 1:2



B

Context Elevation

Scale 1:20

**Access Communications**

Signage Consultants  
3700 Industry Ave #102  
Lakewood, CA 90712  
TEL (562) 423-6600  
FAX (562) 981-8736

Project : CalArts  
24700 McBean Pkwy  
Valencia, CA 91355

Phase :

Owner :

Contractor :

Designer : Ullrich Hepperlin

Email : ullrich@tojico.com

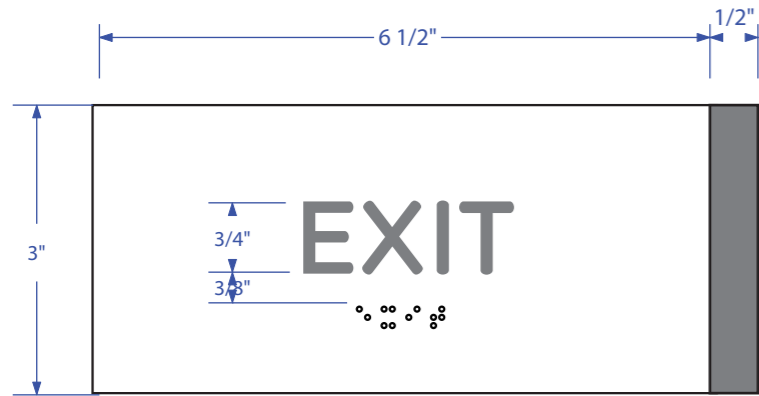
Phone: (562) 212-9347

Original Submittal : 3/20/17  
Revision 01 Date : 9/5/17  
Revision 02 Date : 3/19/18  
Revision 03 Date :  
Revision 04 Date :  
Revision 05 Date :

**Exit Signage**

Sheet Size : 11"x17"

**SIG-4.0**



**Type 400 - Exit Sign**

Required locations : all identified emergency exit doors on grade level

- Size as shown 7" x 3"
- Non-glare acrylic sign face (white)
- 3/4" tactile text (dark gray)
- Grade-2 CA braille
- Decorative backplate cut from dark gray acrylic



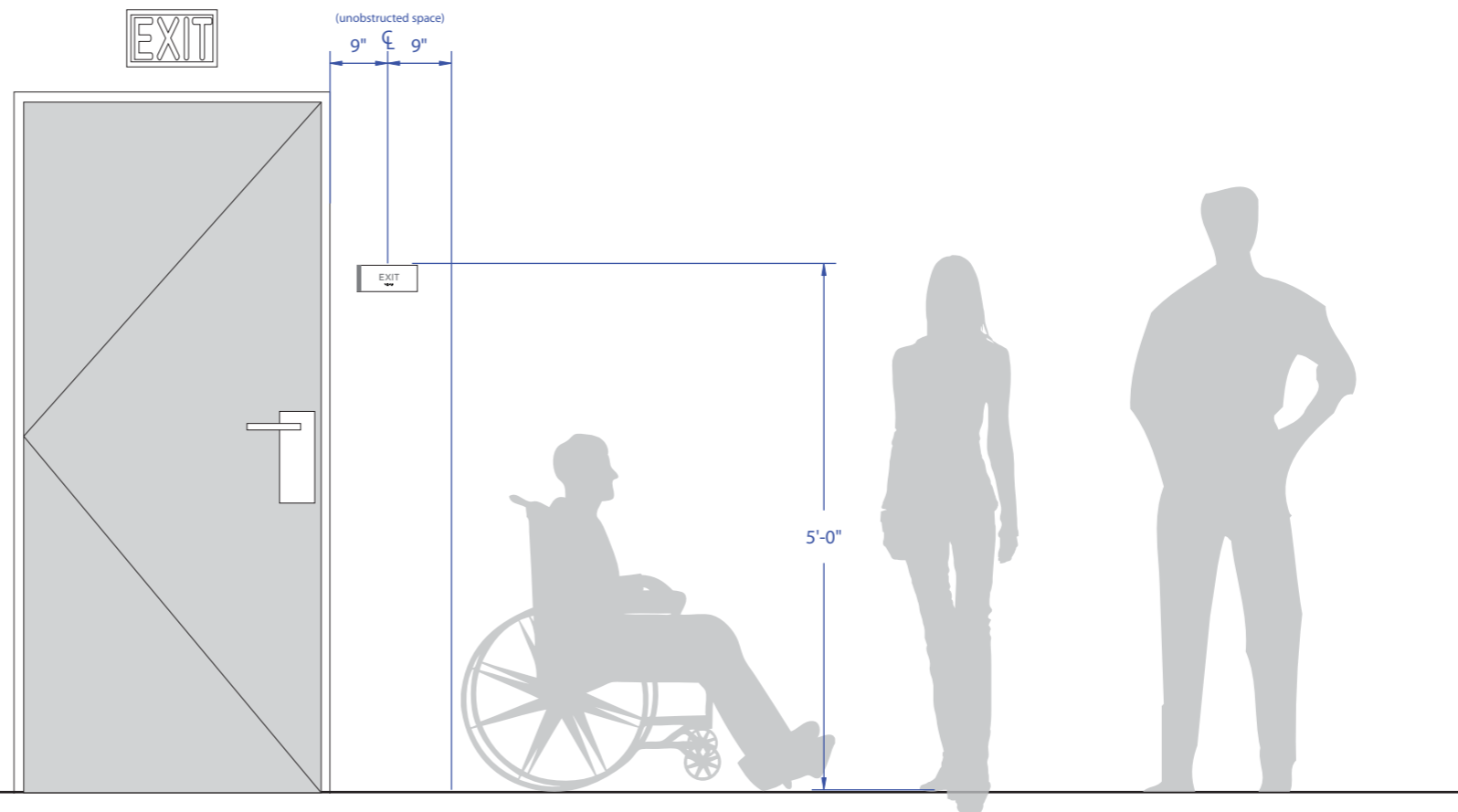
**Type 401 - Exit Route Sign**

Required locations : all identified emergency exit doors leading to an interior egress path

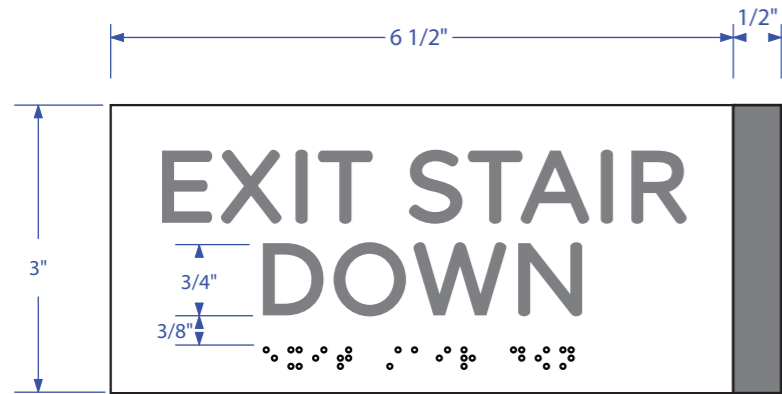
- Size as shown 7" x 3"
- Non-glare acrylic sign face (white)
- 3/4" tactile text (dark gray)
- Grade-2 CA braille
- Decorative backplate cut from dark gray acrylic

A1 Elevation Detail  
Scale 1:2

A2 Elevation Detail  
Scale 1:2



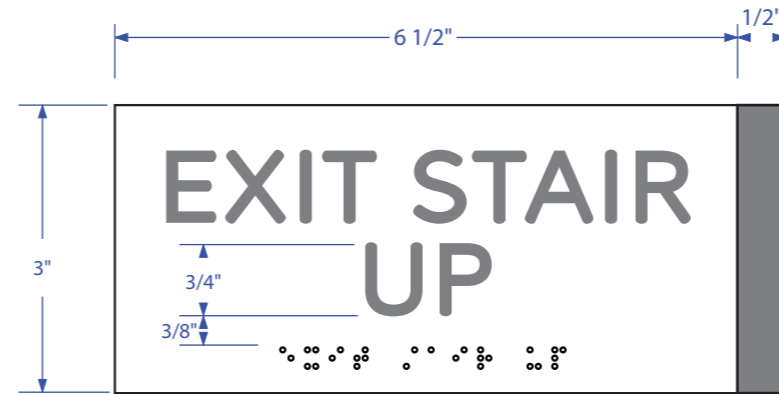
B Context Elevation  
Scale 1:20



**Type 402 - Exit Stair Down Sign**

Required locations : all identified emergency exit doors leading to an exit stairwell above grade

- Size as shown 7" x 3"
- Non-glare acrylic sign face (white)
- 3/4" tactile text (dark gray)
- Grade-2 CA braille
- Decorative backplate cut from dark gray acrylic



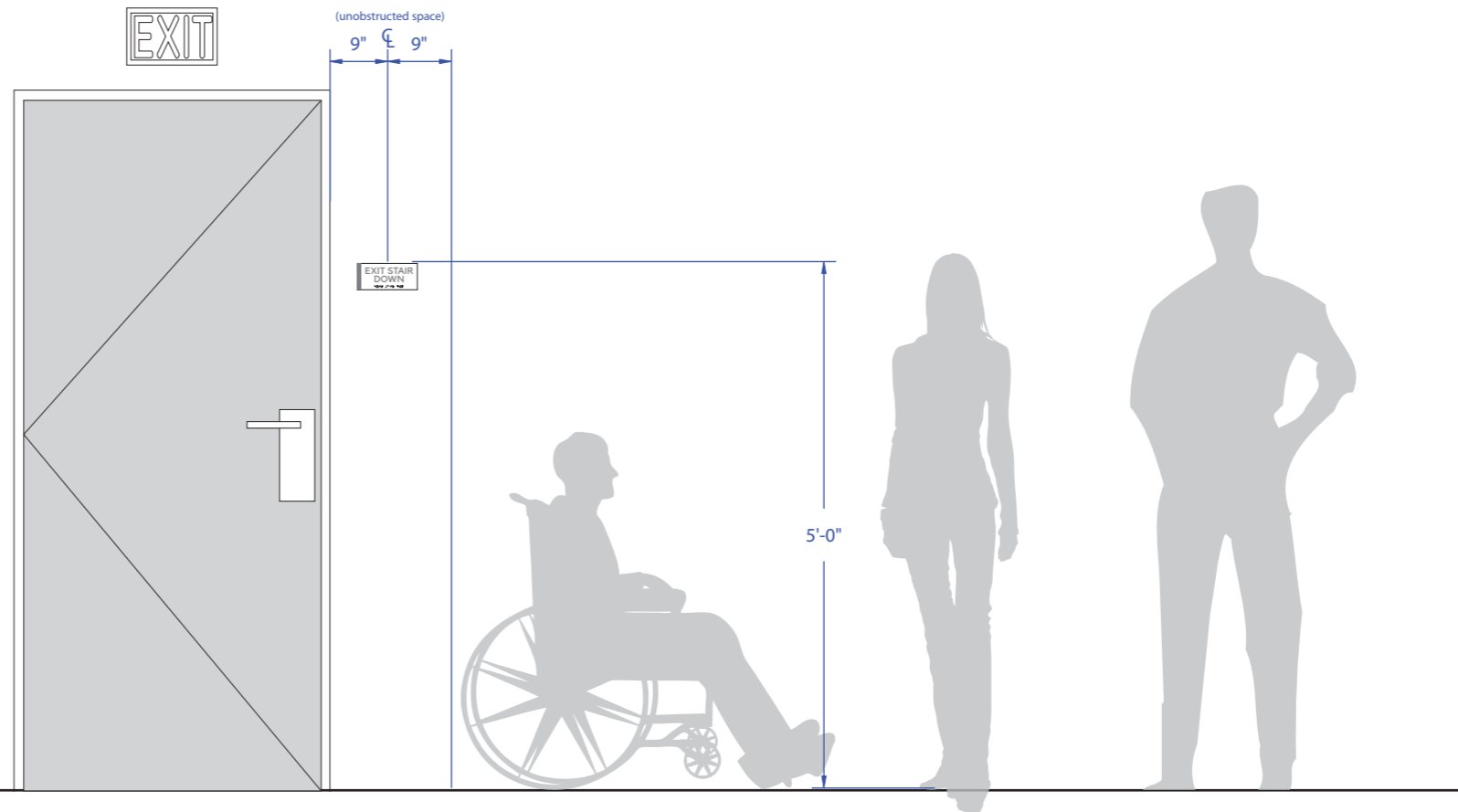
**Type 403 - Exit Stair Up Sign**

Required locations : all identified emergency exit doors leading to an exit stairwell below grade

- Size as shown 7" x 3"
- Non-glare acrylic sign face (white)
- 3/4" tactile text (dark gray)
- Grade-2 CA braille
- Decorative backplate cut from dark gray acrylic

A1 Elevation Detail  
Scale 1:2

A2 Elevation Detail  
Scale 1:2



B Context Elevation  
Scale 1:20

**Access Communications**

Signage Consultants  
3700 Industry Ave #102  
Lakewood, CA 90712  
TEL (562) 423-6600  
FAX (562) 981-8736

Project : CalArts  
24700 McBean Pkwy  
Valencia, CA 91355

Phase :

Owner :

Contractor :

Designer : Ullrich Hepperlin

Email : ullrich@tojico.com

Phone: (562) 212-9347

Original Submittal : 3/20/17  
Revision 01 Date : 9/5/17  
Revision 02 Date : 3/19/18  
Revision 03 Date :  
Revision 04 Date :  
Revision 05 Date :

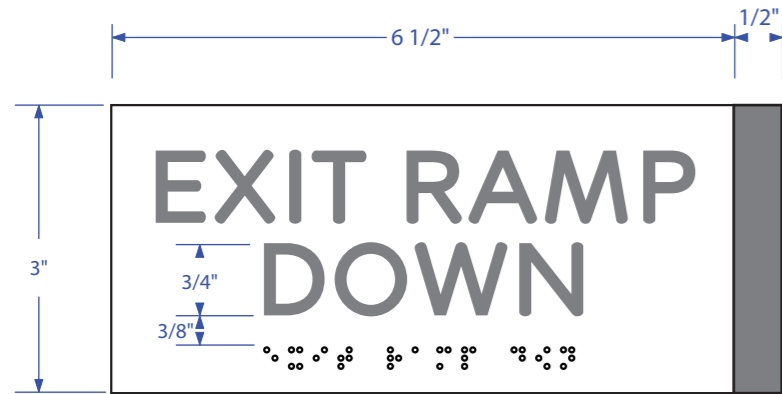
**PROPOSED**

**Exit Stair Signage**

Sheet Size : 11"x17"

**SIG-4.1**

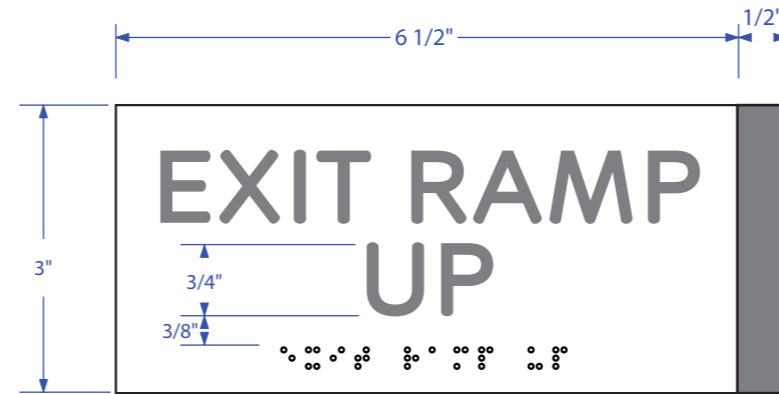




**Type 404 - Exit Ramp Down Sign**

Required locations : all identified emergency exit doors leading to a ramp landing above grade

- Size as shown 7" x 3"
- Non-glare acrylic sign face (white)
- 3/4" tactile text (dark gray)
- Grade-2 CA braille
- Decorative backplate cut from dark gray acrylic



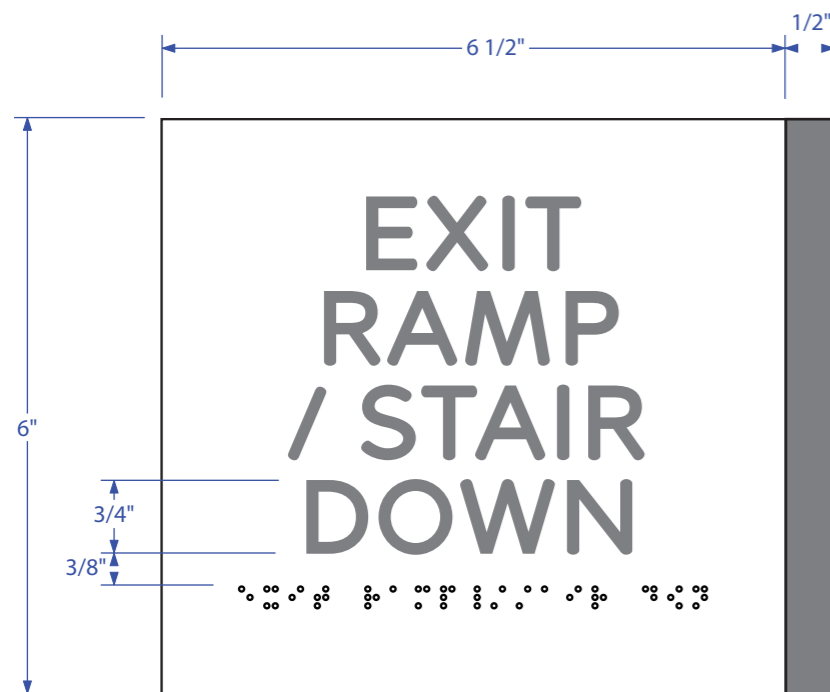
**Type 405 - Exit Ramp Up Sign**

Required locations : all identified emergency exit doors leading to a ramp landing below grade

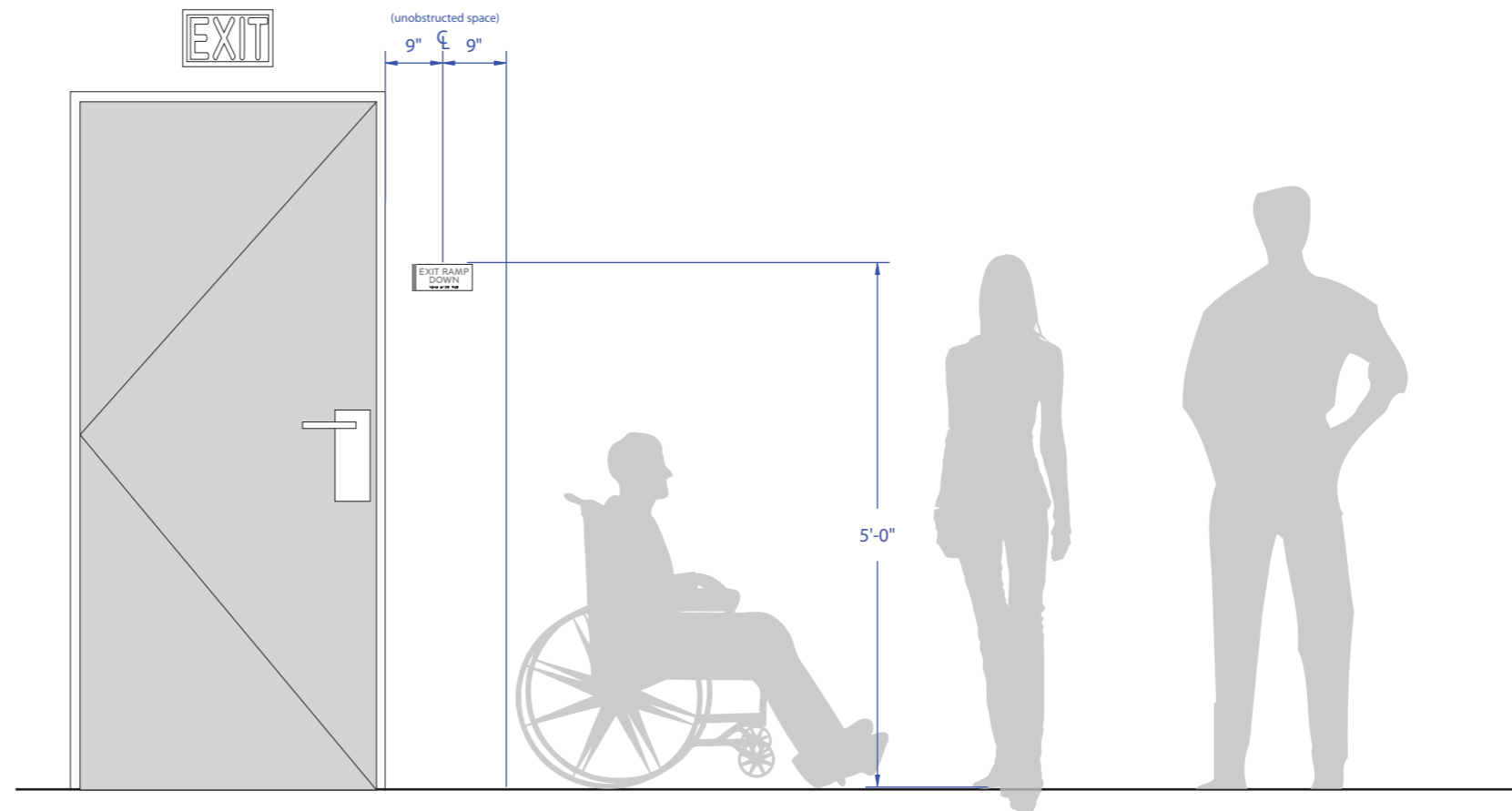
- Size as shown 7" x 3"
- Non-glare acrylic sign face (white)
- 3/4" tactile text (dark gray)
- Grade-2 CA braille
- Decorative backplate cut from dark gray acrylic

A1 Elevation Detail  
Scale 1:2

A2 Elevation Detail  
Scale 1:2



A3 Elevation Detail  
Scale 1:2



B Context Elevation  
Scale 1:20

**Access Communications**  
Signage Consultants  
3700 Industry Ave #102  
Lakewood, CA 90712  
TEL (562) 423-6600  
FAX (562) 981-8736

Project : CalArts  
24700 McBean Pkwy  
Valencia, CA 91355

Phase :

Owner :

Contractor :

Designer : Ullrich Hepperlin

Email : ullrich@tojico.com

Phone: (562) 212-9347

Original Submittal : 3/20/17  
Revision 01 Date : 9/5/17  
Revision 02 Date : 3/19/18  
Revision 03 Date :  
Revision 04 Date :  
Revision 05 Date :

**PROPOSED**

**Exit Ramp  
Signage**

Sheet Size : 11"x17"

**SIG-4.2**

**Access Communications**

Signage Consultants  
3700 Industry Ave #102  
Lakewood, CA 90712  
TEL (562) 423-6600  
FAX (562) 981-8736

Project : CalArts  
24700 McBean Pkwy  
Valencia, CA 91355

Phase :

Owner :

Contractor :

Designer : Ullrich Hepperlin

Email : ullrich@tojico.com

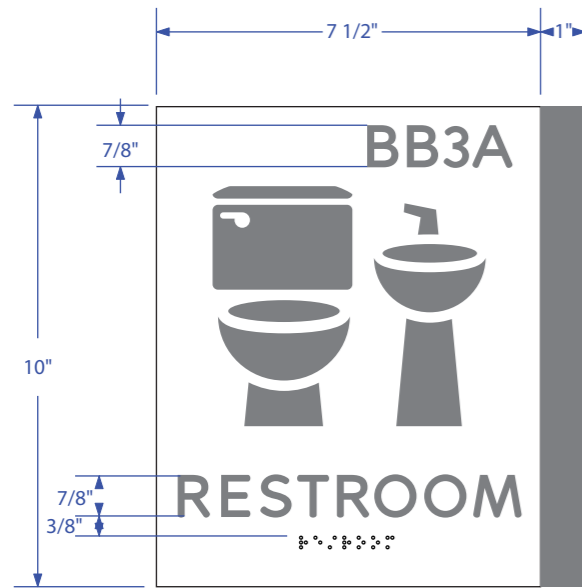
Phone : (562) 212-9347

Original Submittal : 3/20/17  
Revision 01 Date : 9/5/17  
Revision 02 Date : 3/19/18  
Revision 03 Date :  
Revision 04 Date :  
Revision 05 Date :

**Unisex  
Restroom  
Signage**

Sheet Size : 11"x17"

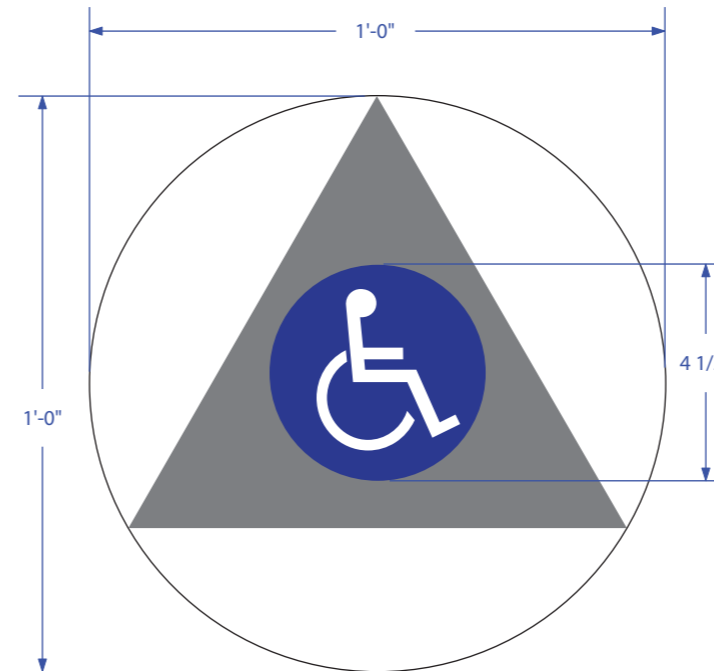
**SIG-5.0**



**Type 500 - Restroom Wall Sign Unisex**

Required locations : All unisex or all-gender restrooms regardless of wheelchair accessibility, student, public or staff use.

- Size as shown 8.5" x 10"
- Non-glare acrylic sign face (white)
- 3/4" tactile text (dark gray)
- 3/4" subsurface room number & pictograms (dark gray)
- Grade-2 CA braille
- Decorative backplate cut from dark gray acrylic



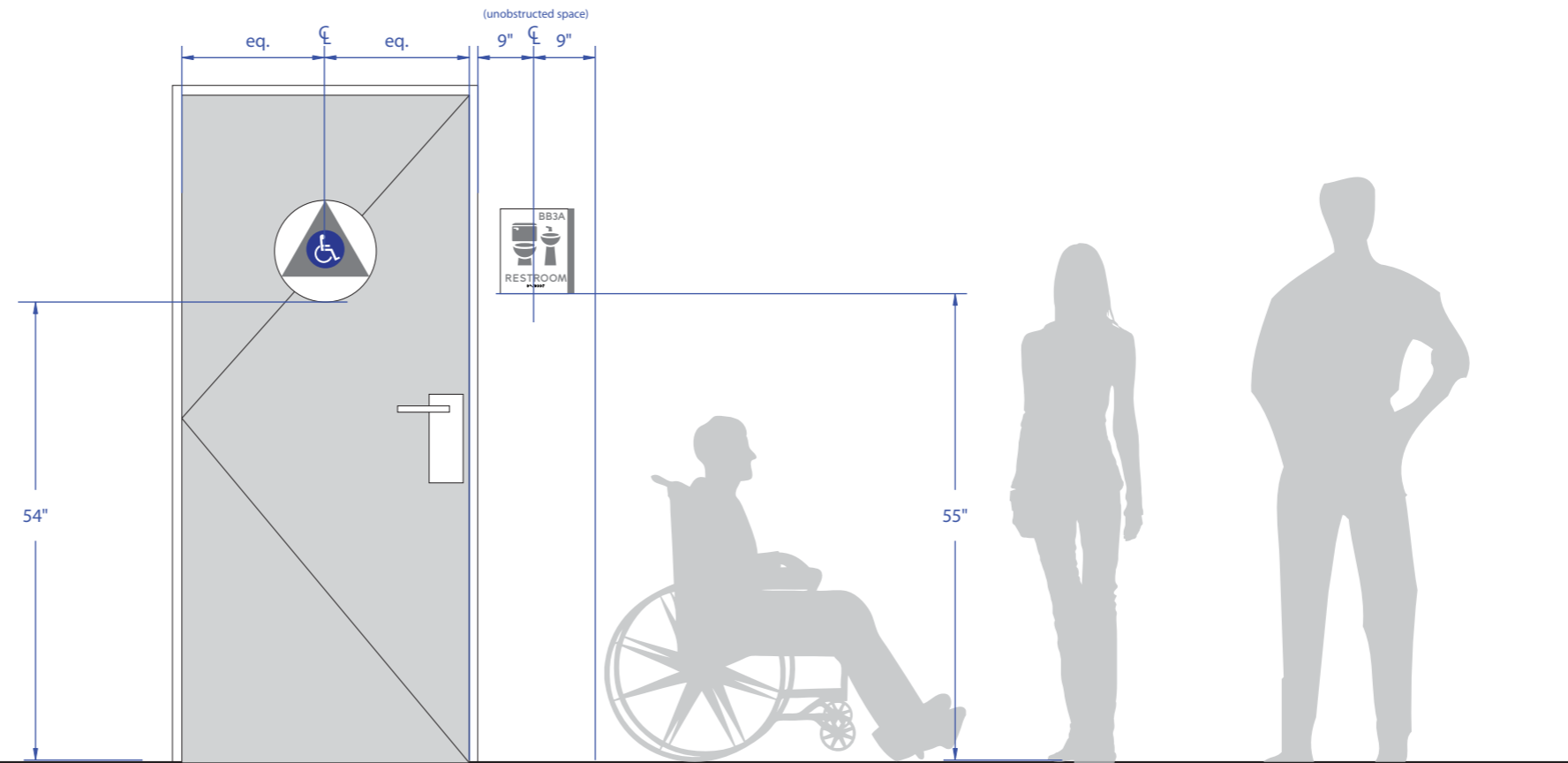
**Type 501 - Restroom Door Symbol Unisex (Accessible)**

Required locations : All wheelchair accessible unisex or all-gender restrooms regardless of student, public or staff use.

- Size as shown 12" dia. circle & 10.5" equilateral triangle
- 1/4" Non-glare acrylic sign face (white / dark gray)
- subsurface ISA graphics (blue / white)

A1 Elevation Detail  
Scale 1:4

A2 Elevation Detail  
Scale 1:4



B Context Elevation  
Scale 1:20

**Access Communications**

Signage Consultants  
3700 Industry Ave #102  
Lakewood, CA 90712  
TEL (562) 423-6600  
FAX (562) 981-8736

Project : CalArts  
24700 McBean Pkwy  
Valencia, CA 91355

Phase :

Owner :

Contractor :

Designer : Ullrich Hepperlin

Email : ullrich@tojico.com

Phone: (562) 212-9347

Original Submittal : 3/20/17  
Revision 01 Date : 9/5/17  
Revision 02 Date : 3/19/18  
Revision 03 Date :  
Revision 04 Date :  
Revision 05 Date :

**Unisex  
Restroom  
Signage**

Sheet Size : 11"x17"

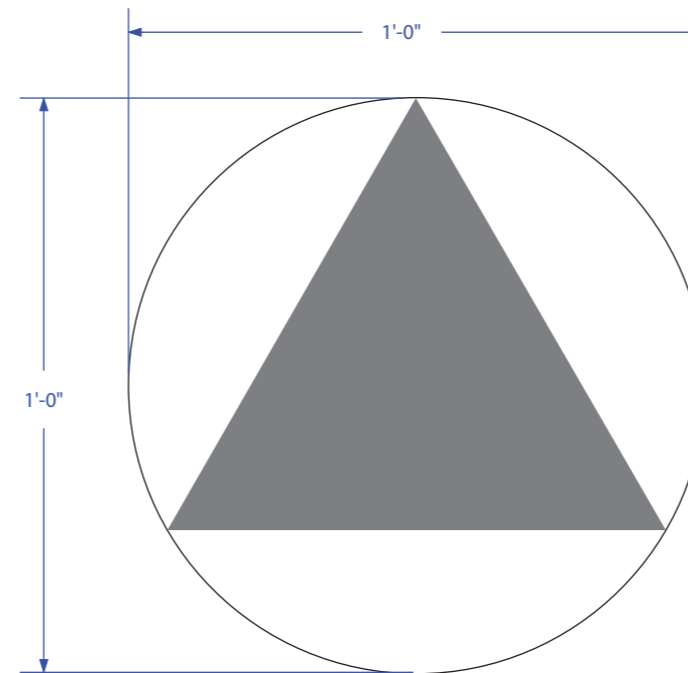
**SIG-5.1**



**Type 502 - Non Accessible Restroom Notice**

Required locations : All restroom locations which are not wheelchair accessible

- Size as shown 9" x 10"
- Non-glare acrylic sign face
- 5/8 min." text
- digitally printed subsurface graphics



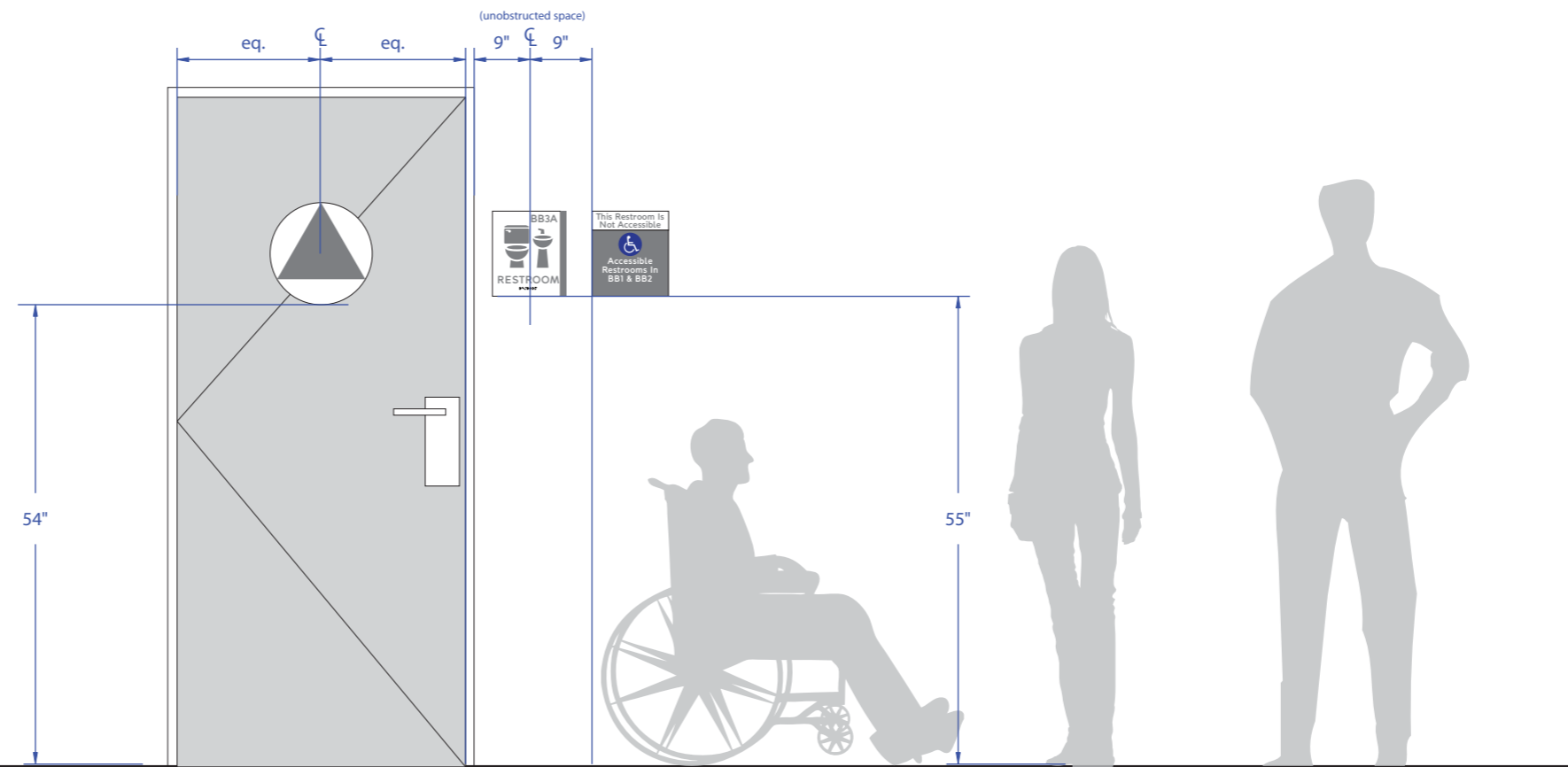
**Type 503 - Restroom Door Symbol Unisex (Non-Accessible)**

Required locations : All non-accessible unisex or all-gender restrooms regardless of student, public or staff use.

- Size as shown 12" dia. circle & 10.5" equilateral triangle
- 1/4" Non-glare acrylic sign face (white / dark gray)

A1 Elevation Detail  
Scale 1:4

A2 Elevation Detail  
Scale 1:4

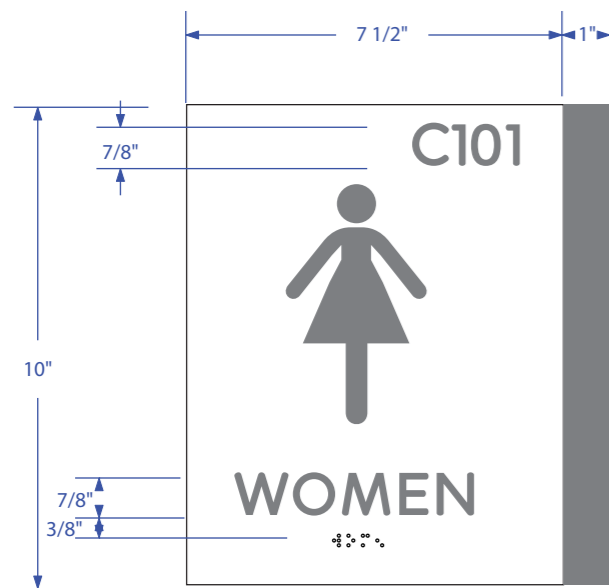


B Context Elevation  
Scale 1:20

**Female Restroom Signage**

Sheet Size : 11"x17"

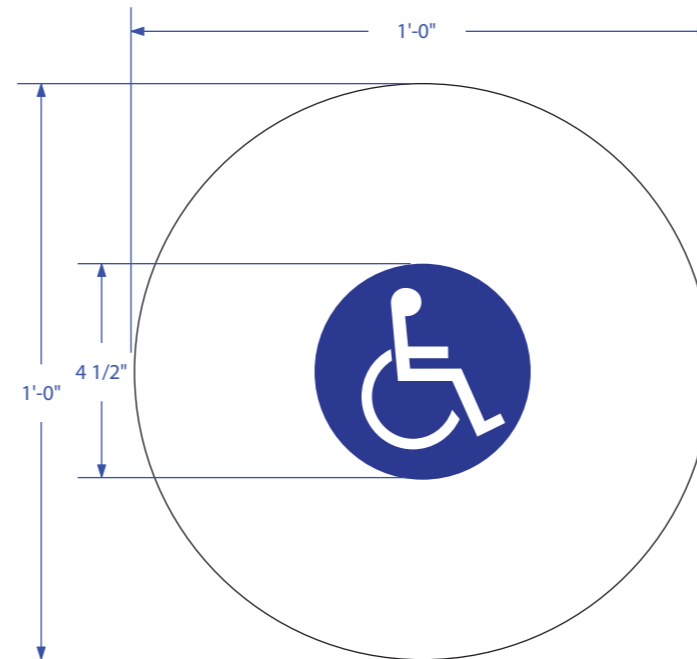
**SIG-5.2**



**Type 504 - Restroom Wall Sign Female**

Required locations : All female gender designated restrooms regardless of wheelchair accessibility, student, public or staff use.

- Size as shown 8.5" x 10"
- Non-glare acrylic sign face (white)
- 3/4" tactile text (dark gray)
- 3/4" subsurface room number & pictograms (dark gray)
- Grade-2 CA braille
- Decorative backplate cut from dark gray acrylic




**Type 505 - Restroom Door Symbol Female (Accessible)**

Required locations : All wheelchair accessible female designated restrooms regardless of student, public or staff use.

- Size as shown 12" dia. circle
- 1/4" Non-glare acrylic sign face (white)
- subsurface ISA graphics (blue / white)

A1 Elevation Detail  
Scale 1:4

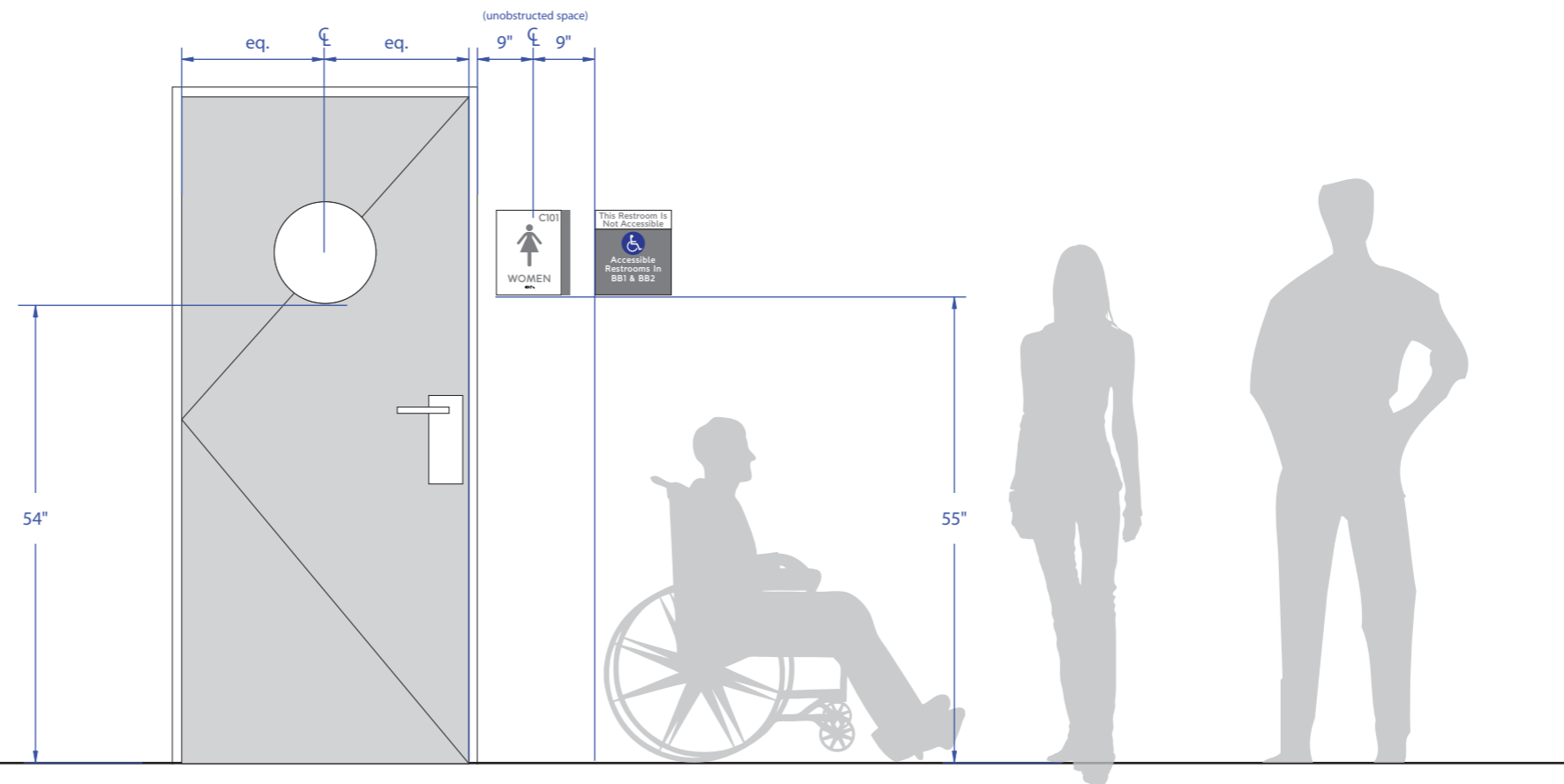
A2 Elevation Detail  
Scale 1:4



**Type 506 - Restroom Door Symbol Female (Non-Accessible)**

Required locations : All NON-wheelchair accessible female restrooms regardless of student, public or staff use.

- Size as shown 12" dia. circle
- 1/4" Non-glare acrylic sign face (white)
- to be used in conjunction with sign type 502 to direct to nearest accessible alternate



B Context Elevation  
Scale 1:20

**Access Communications**

Signage Consultants  
3700 Industry Ave #102  
Lakewood, CA 90712  
TEL (562) 423-6600  
FAX (562) 981-8736

Project : CalArts  
24700 McBean Pkwy  
Valencia, CA 91355

Phase :

Owner :

Contractor :

Designer : Ullrich Hepperlin

Email : ullrich@tojico.com

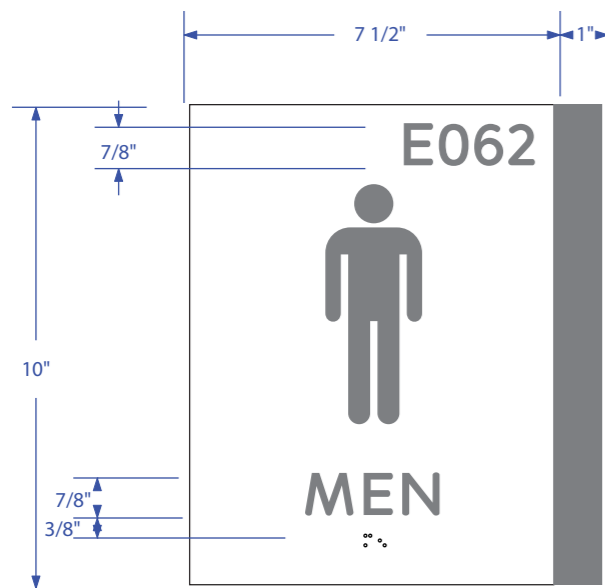
Phone : (562) 212-9347

Original Submittal : 3/20/17  
Revision 01 Date : 9/5/17  
Revision 02 Date : 3/19/18  
Revision 03 Date :  
Revision 04 Date :  
Revision 05 Date :

**Male Restroom Signage**

Sheet Size : 11"x17"

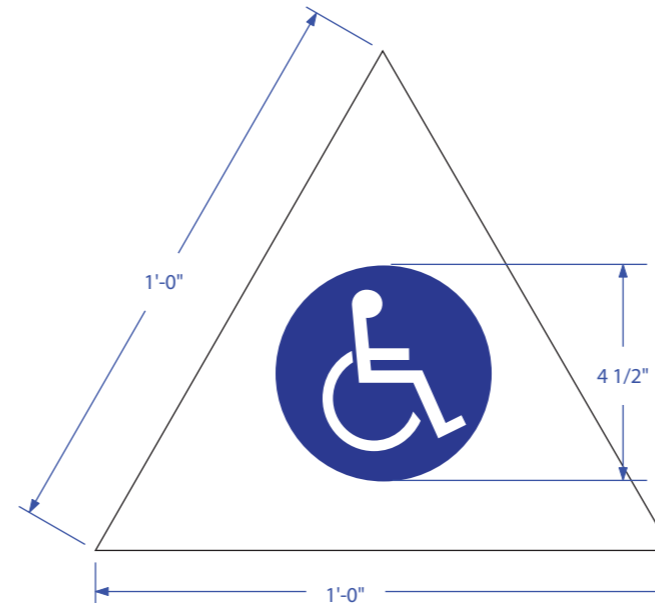
**SIG-5.3**



**Type 507 - Restroom Wall Sign Male**

Required locations : All female gender designated restrooms regardless of wheelchair accessibility, student, public or staff use.

- Size as shown 8.5" x 10"
- Non-glare acrylic sign face (white)
- 3/4" tactile text (dark gray)
- 3/4" subsurface room number & pictograms (dark gray)
- Grade-2 CA braille
- Decorative backplate cut from dark gray acrylic



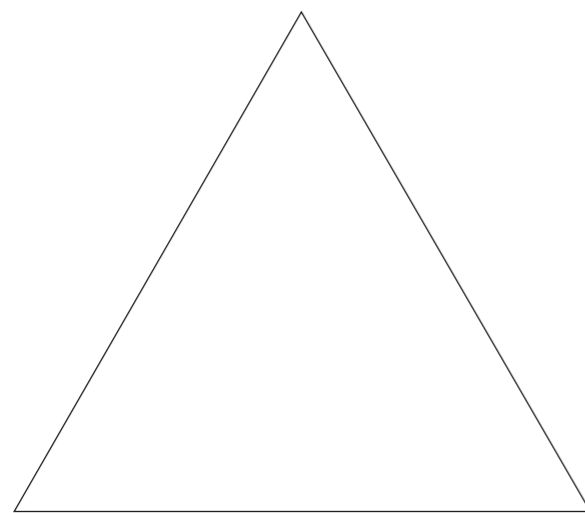
**Type 508 - Restroom Door Symbol Male (Accessible)**

Required locations : All wheelchair accessible male designated restrooms regardless of student, public or staff use.

- Size as shown 12" equilateral triangle
- 1/4" Non-glare acrylic sign face (white)
- subsurface ISA graphics (blue / white)

A1 Elevation Detail  
Scale 1:4

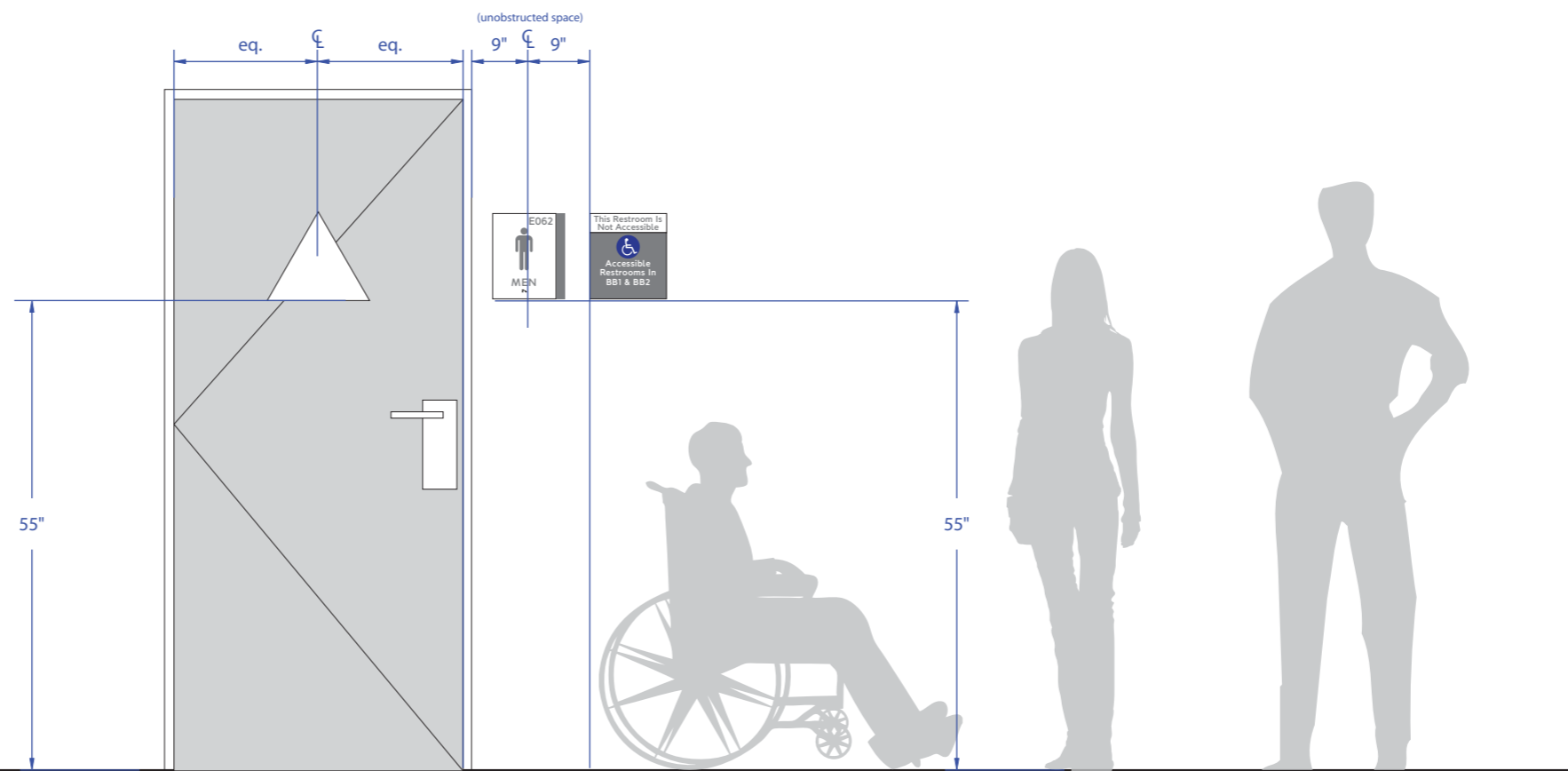
A2 Elevation Detail  
Scale 1:4



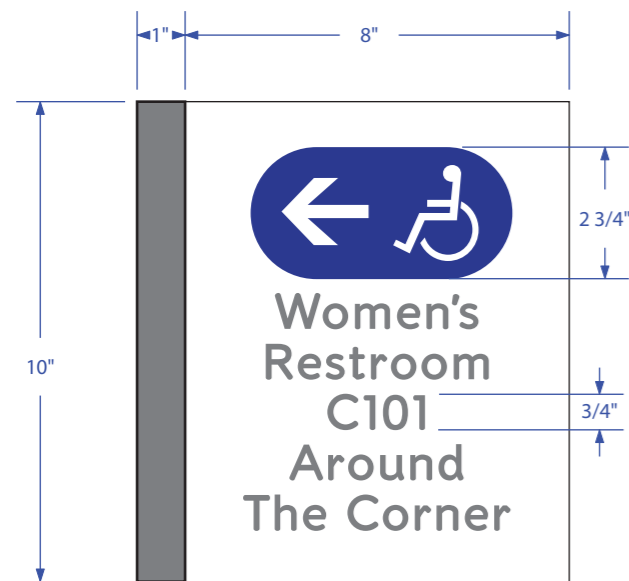
**Type 509 - Restroom Door Symbol Male (Non-Accessible)**

Required locations : All NON-wheelchair accessible male restrooms regardless of student, public or staff use.

- Size as shown 12" equilateral triangle
- 1/4" Non-glare acrylic sign face (white)
- to be used in conjunction with sign type 502 to direct to nearest accessible alternate



B Context Elevation  
Scale 1:20



**Type 510 - Accessible Restroom Directional**

Proposed locations : locations where breadcrumb wayfinding reminders are necessary or helpful

- Size as shown 9" x 10"
- Non-glare acrylic sign face
- 5/8 min." text
- digitally printed subsurface graphics



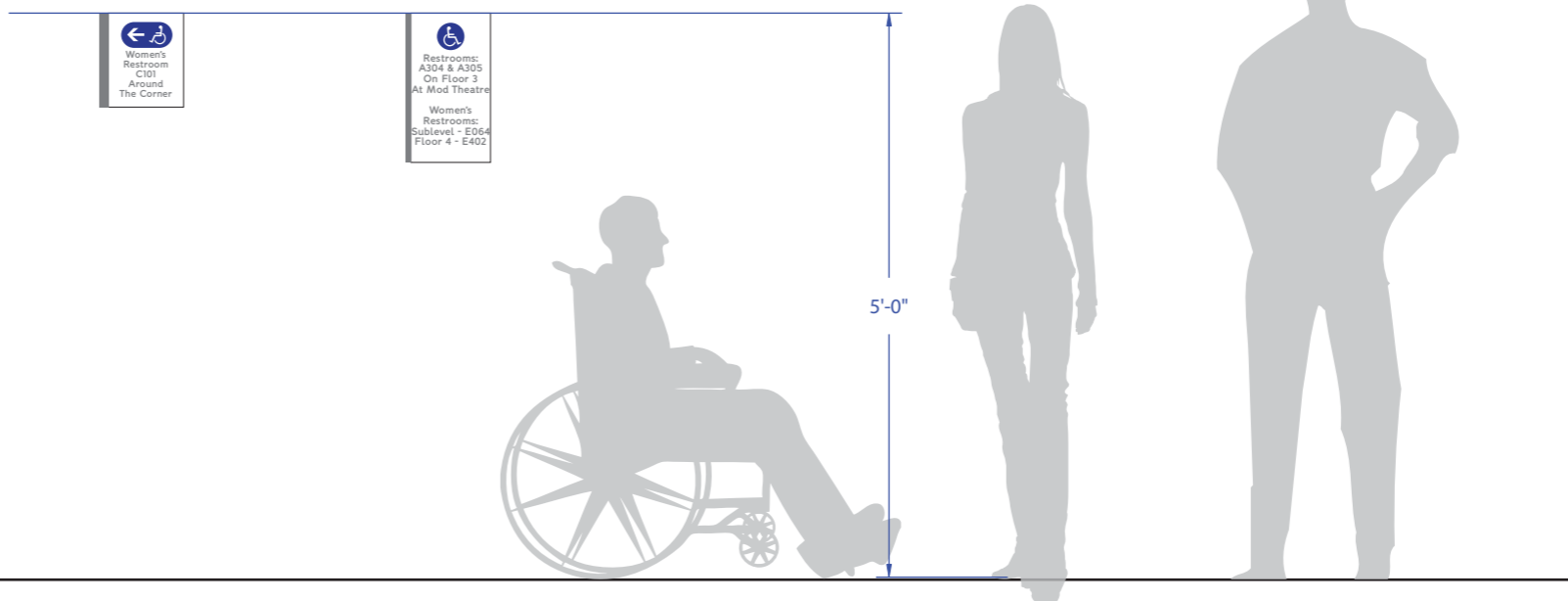
**Type 511 - Restroom Informational at Elevators**

Proposed locations : outside every elevator

- Size as shown 9" x 18"
- Non-glare acrylic sign face
- 5/8 min." text
- digitally printed subsurface graphics

A1 Elevation Detail  
Scale 1:4

A2 Elevation Detail  
Scale 1:4



B Context Elevation  
Scale 1:20

**Access Communications**

Signage Consultants  
3700 Industry Ave #102  
Lakewood, CA 90712  
TEL (562) 423-6600  
FAX (562) 981-8736

Project : CalArts  
24700 McBean Pkwy  
Valencia, CA 91355

Phase :

Owner :

Contractor :

Designer : Ullrich Hepperlin

Email : ullrich@tojico.com

Phone: (562) 212-9347

Original Submittal : 3/20/17  
Revision 01 Date : 9/5/17  
Revision 02 Date : 3/19/18  
Revision 03 Date :  
Revision 04 Date :  
Revision 05 Date :

**Restroom  
Directional &  
Informational  
Signage**

Sheet Size : 11"x17"

**SIG-5.4**

**Restroom  
Blade  
Signage**

Sheet Size : 11"x17"

**SIG-6.0**



**Type 600 - Accessible Restroom Blade Sign**

Proposed locations : locations where accessible restrooms are available for all genders but where the restroom entrances are difficult to see

- Size as shown 12" x 14"
- Double sided non glare acrylic
- Aluminum mounting brackets painted white



**Type 601 - Non-Accessible Restroom Blade Sign**

Proposed locations : locations where a non-accessible unisex restroom(s) is available for but where the restroom entrances are difficult to see

- Size as shown 12" x 12"
- Double sided non glare acrylic
- Aluminum mounting brackets painted white



**Type 603 - Accessible Women's Blade Sign**

Proposed locations : locations where accessible restrooms are available for women but where the restroom entrance are difficult to see

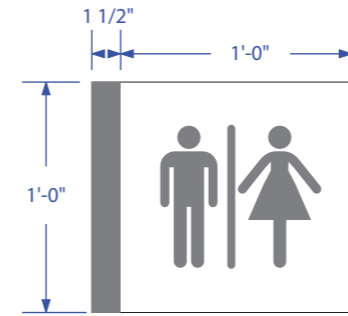
- Size as shown 12" x 12"
- Double sided non glare acrylic
- Aluminum mounting brackets painted white



**Type 604 - Non-Accessible Women's Blade Sign**

Proposed locations : locations where non-accessible restrooms are available for all genders but where the restroom entrances are difficult to see

- Size as shown 12" x 12"
- Double sided non glare acrylic
- Aluminum mounting brackets painted white



**Type 602 - Non-Accessible Divided Restroom Blade Sign**

Proposed locations : locations where a non-accessible male & female restroom(s) are available for but where the restroom entrances are difficult to see


- Size as shown 12" x 12"
- Double sided non glare acrylic
- Aluminum mounting brackets painted white



**Type 605 - Accessible Men's Blade Sign**

Proposed locations : locations where accessible restrooms are available for men but where the restroom entrances are difficult to see

- Size as shown 12" x 12"
- Double sided non glare acrylic
- Aluminum mounting brackets painted white



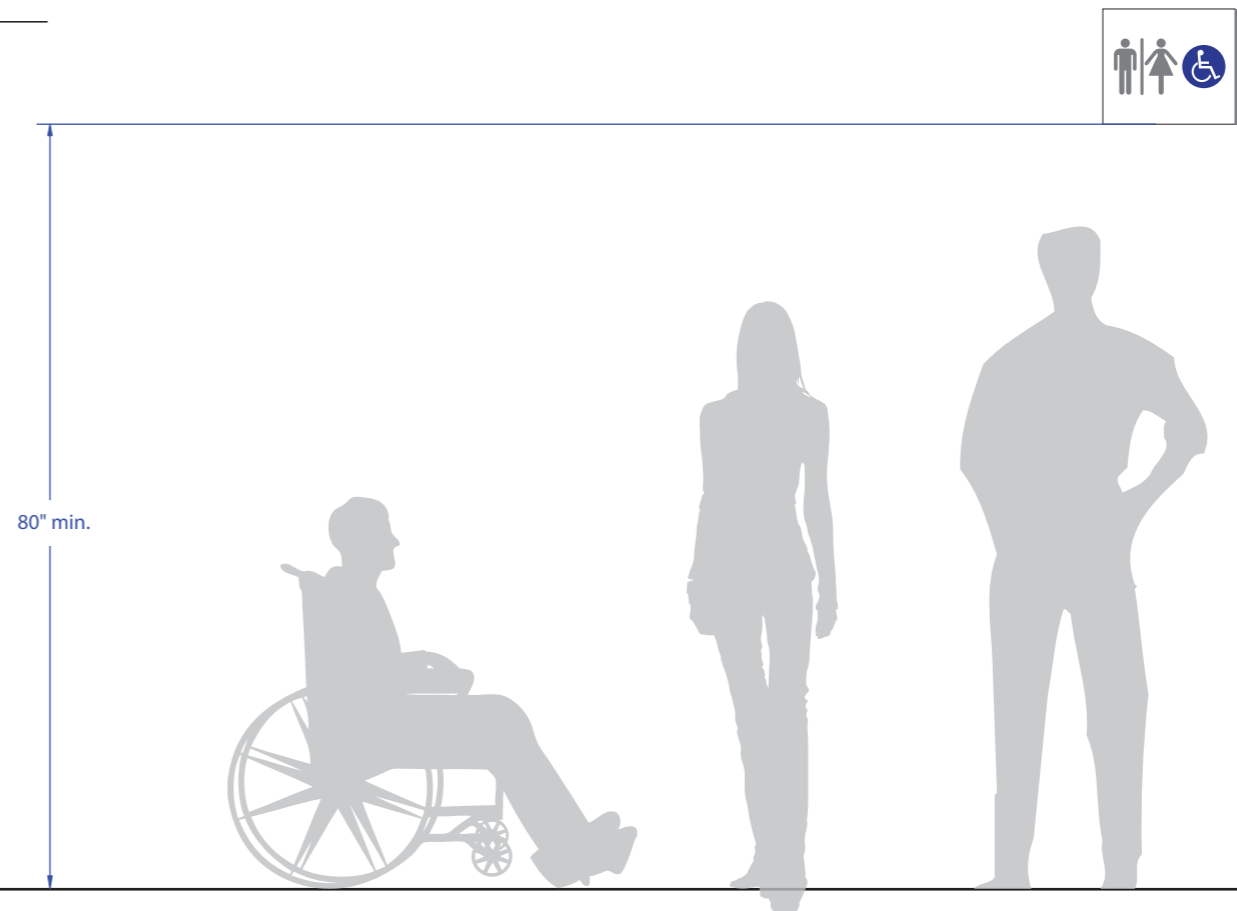
**Type 606 - Non-Accessible Men's Blade Sign**

Proposed locations : locations where non-accessible restrooms are available for all genders but where the restroom entrances are difficult to see

- Size as shown 12" x 12"
- Double sided non glare acrylic
- Aluminum mounting brackets painted white

A

Elevation Details  
Scale 1:10



B

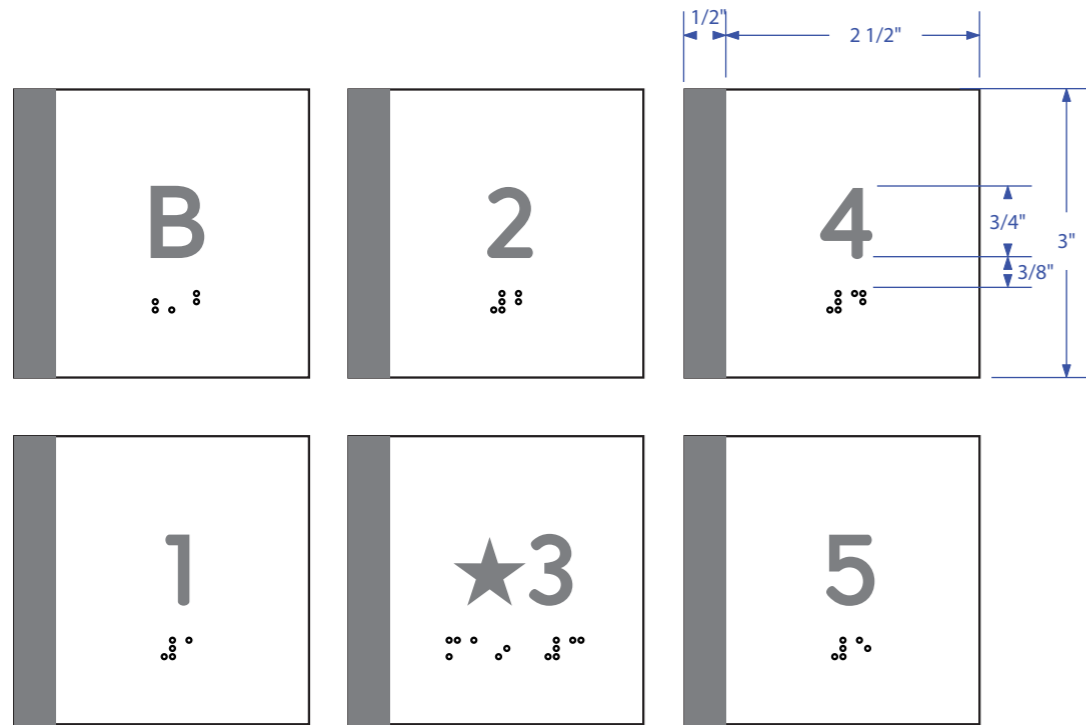
Context Elevation  
Scale 1:20

**PROPOSED**

**Tactile Floor Identification at Stairs**

Sheet Size : 11"x17"

**SIG-7.0**



**Type 700 - Tactile Floor ID Sign**

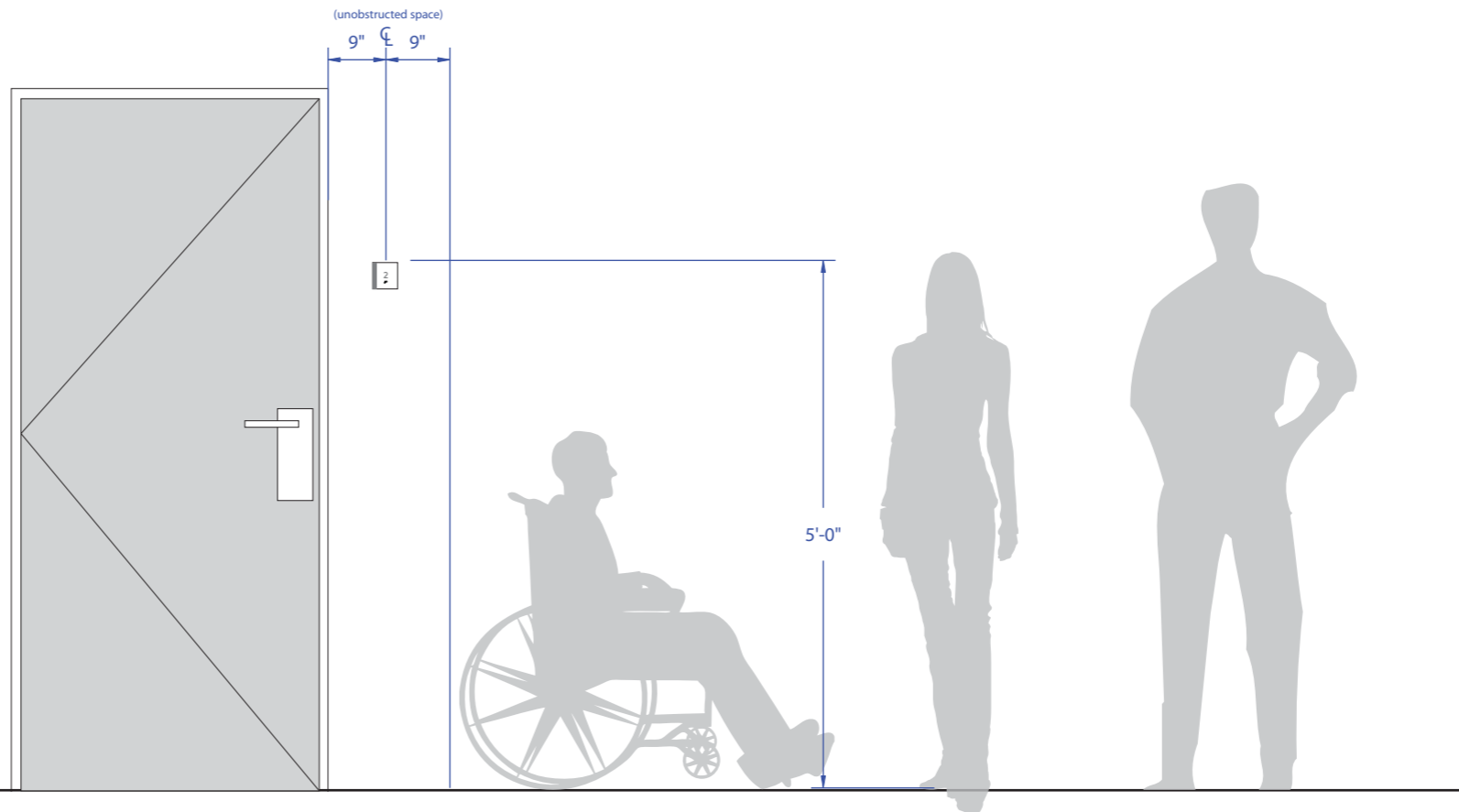
Required locations : inside all enclosed stairwells adjacent to the door leading to a floor landing

- Size as shown 3" x 3"
- Non-glare acrylic sign face (white)
- 3/4" tactile text (dark gray)
- Grade-2 CA braille
- Decorative subsurface accent bar

- These floor designation shall match the designations used for elevator control panels and evacuation plans
- The 5-pointed star symbol shall be displayed on grade level exit floors. Keep in mind that there may be grade level exits on multiple floors. In those cases the star shall be used when the grade level exit is in close proximity to the stair well being identified.
- The 5 pointed star shall be translation in braille as the word "main"

A

Elevation Detail  
Scale 1:2



B

Context Elevation  
Scale 1:20



**Access Communications**

Signage Consultants  
3700 Industry Ave #102  
Lakewood, CA 90712  
TEL (562) 423-6600  
FAX (562) 981-8736

Project : CalArts  
24700 McBean Pkwy  
Valencia, CA 91355

Phase :

Owner :

Contractor :

Designer : Ullrich Hepperlin

Email : ullrich@tojico.com

Phone: (562) 212-9347

Original Submittal : 3/20/17  
Revision 01 Date : 9/5/17  
Revision 02 Date : 3/19/18  
Revision 03 Date :  
Revision 04 Date :  
Revision 05 Date :


**PROPOSED**

**Tactile Floor Identification at Elevators**

Sheet Size : 11"x17"

**SIG-7.1**

©2016 Inscrutable Inc. All Rights Reserved.  
All Drawings subject to US copyright law



**Type 701 - Tactile Floor ID Sign**

Required locations : on both side of each elevator hoistway on each floor

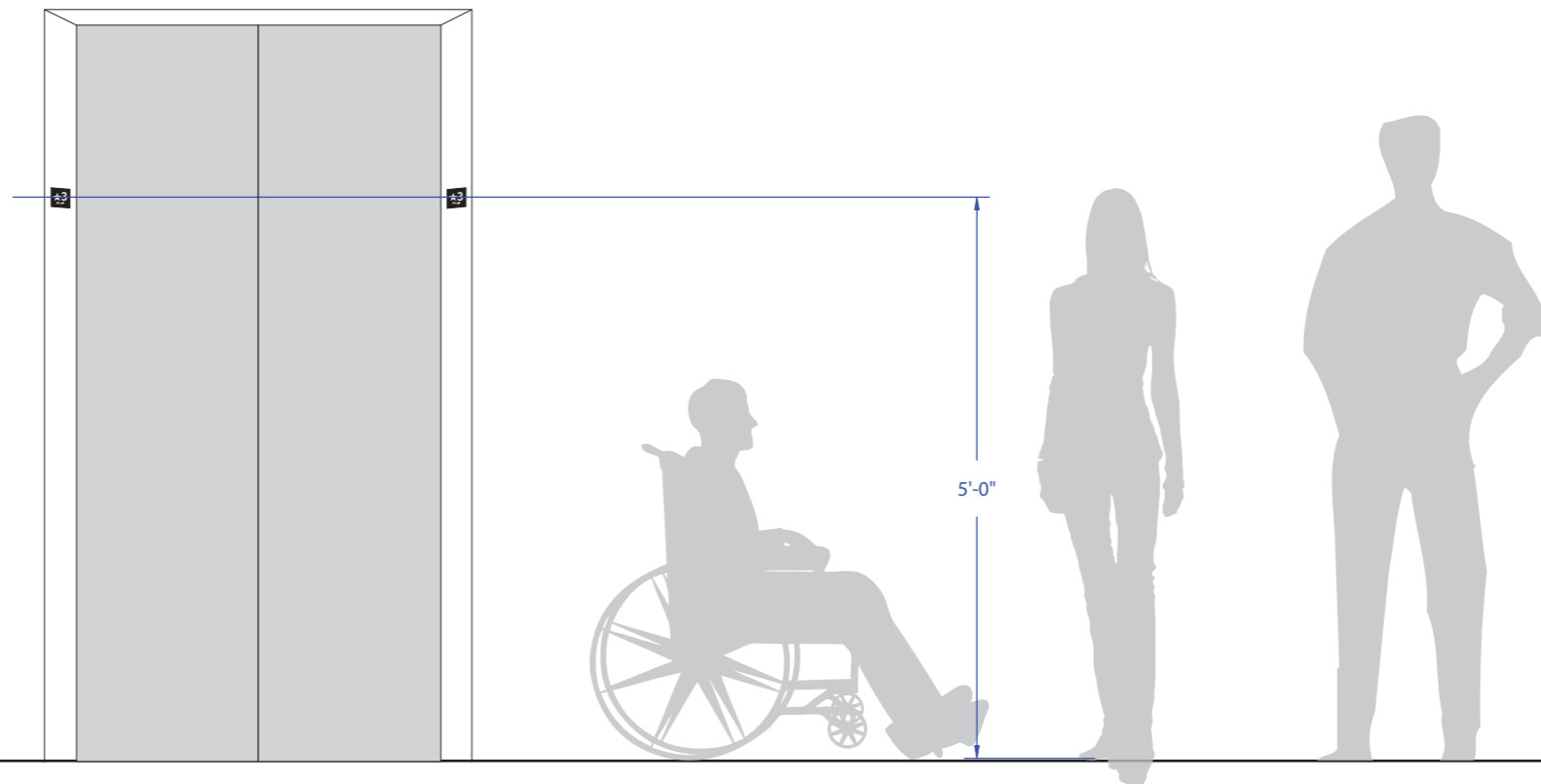
- Size as shown 4" x 4"
- Non-glare acrylic sign face (black)
- 2" tactile text (white)
- Grade-2 CA braille

- a) These floor designation shall match the designations used for elevator control panels and evacuation plans
- b) The 5-pointed star symbol shall be displayed on grade level exit floors. Keep in mind that there may be grade level exits on multiple floors. In those cases the star shall be used when the grade level exit is in close proximity to the stair well being identified.
- c) The 5 pointed star shall be translation in braille as the word "main"

A

Elevation Detail

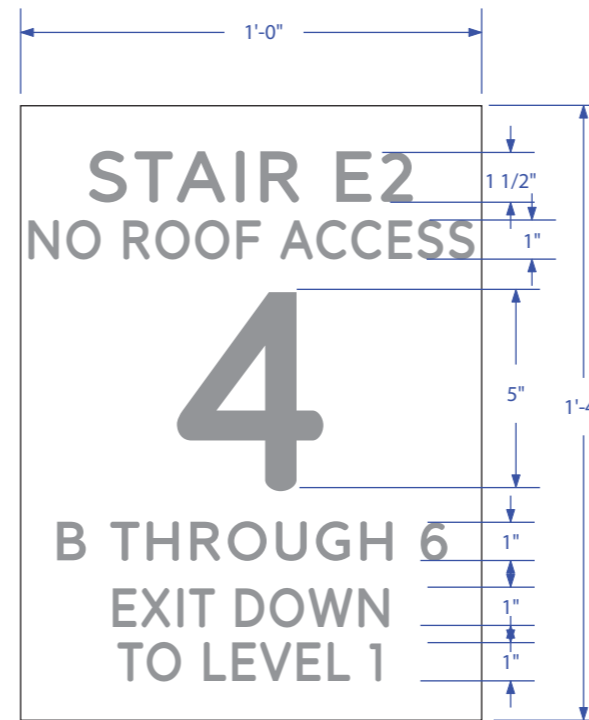
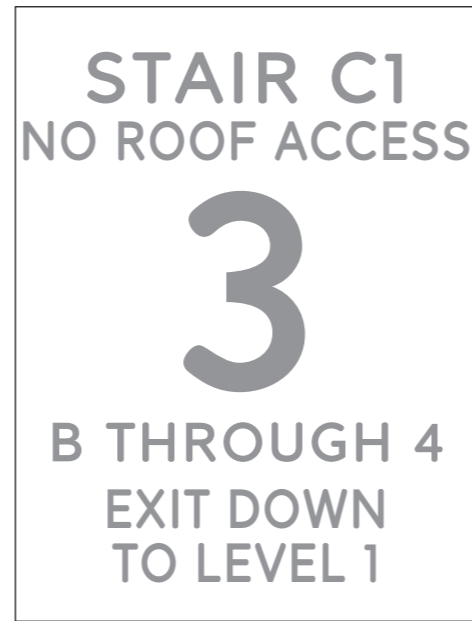
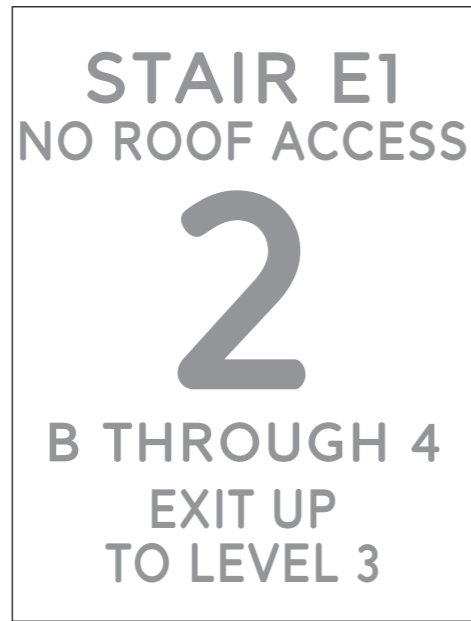
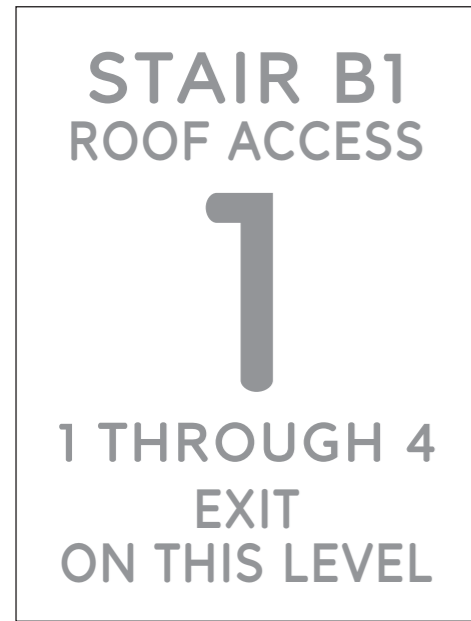
Scale 1:2



B

Context Elevation

Scale 1:20



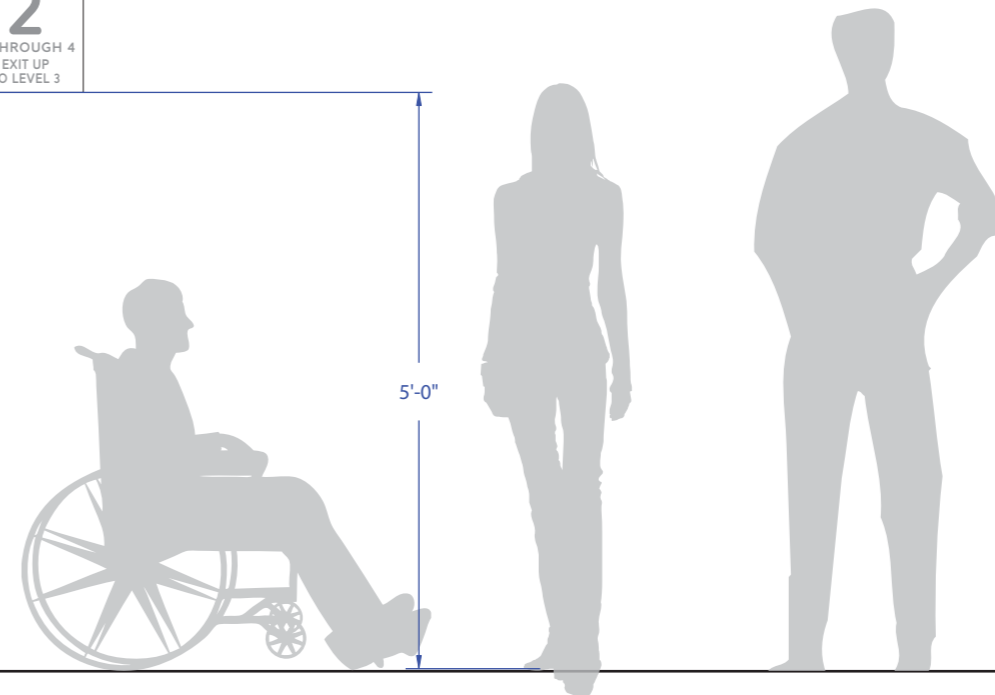
**Type 702 - Stair Code ID Sign**

Required locations : inside all stairwells that connect four floors or more

- Size as shown 12" x 16"
- Non-glare acrylic sign face (white)
- Subsurface text (dark gray)

- These floor designation shall match the designations used for elevator control panels and evacuation plans
- The measurements and text specs are per fire department and may not be altered.

**A** Elevation Detail  
Scale 1:5



**B** Context Elevation  
Scale 1:20

**Access Communications**  
Signage Consultants  
3700 Industry Ave #102  
Lakewood, CA 90712  
TEL (562) 423-6600  
FAX (562) 981-8736

Project : CalArts  
24700 McBean Pkwy  
Valencia, CA 91355

Phase :

Owner :

Contractor :

Designer : Ullrich Hepperlin

Email : ullrich@tojico.com

Phone: (562) 212-9347

Original Submittal : 3/20/17  
Revision 01 Date : 9/5/17  
Revision 02 Date : 3/19/18  
Revision 03 Date :  
Revision 04 Date :  
Revision 05 Date :

**PROPOSED**

**Fire Department  
Stairwell  
Identification**

Sheet Size : 11"x17"

**SIG-7.2**

**Access Communications**

Signage Consultants  
3700 Industry Ave #102  
Lakewood, CA 90712  
TEL (562) 423-6600  
FAX (562) 981-8736

Project : CalArts  
24700 McBean Pkwy  
Valencia, CA 91355

Phase :

Owner :

Contractor :

Designer : Ullrich Hepperlin

Email : ullrich@tojico.com

Phone: (562) 212-9347

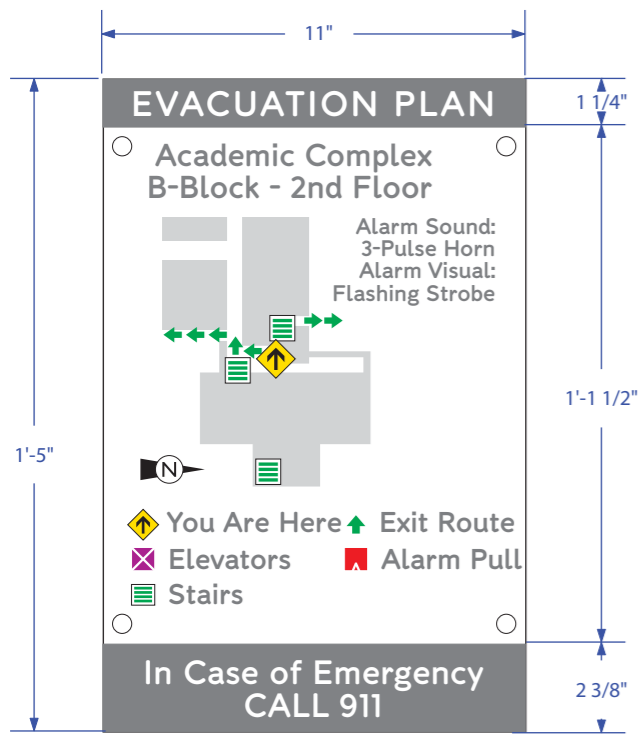
Original Submittal : 3/20/17  
Revision 01 Date : 9/5/17  
Revision 02 Date : 3/19/18  
Revision 03 Date :  
Revision 04 Date :  
Revision 05 Date :

**PROPOSED**

**Evacuation  
Plans**

Sheet Size : 11"x17"

**SIG-7.3**



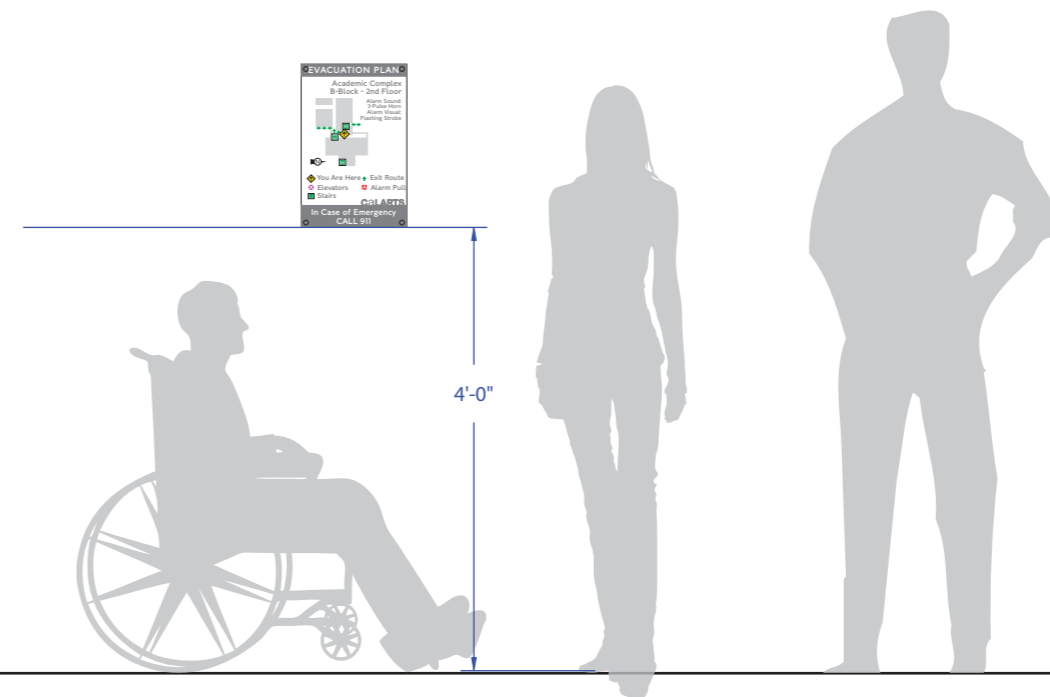
**Type 703 - Evacuation Plan**

Required locations : at all elevators, outside all enclosed stairwells, at all major building entrances

- Size as shown 11" x 17"
- Non-glare acrylic sign face (clear)
- Printed graphic insert
- Tamper resistant standoff caps

- These floor plans are highly simplified and should only contain elements vital to building evacuation
- The measurements and text specs are per fire department and may not be altered

**A** Elevation Detail  
Scale 1:5



**B** Context Elevation  
Scale 1:20